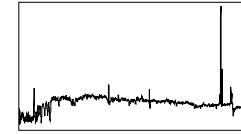
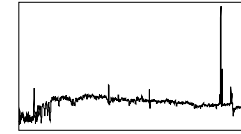
UT Date 2001-11-12 Observers M CalkinsColl. Focus 1000 Grating/Grism 600

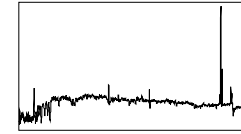
File	Exp Time	UT Start	RA	Dec	Gr.	P.A.	Slit	Program	Bir	Comments
0001-0010.DARK	900	0:49	09:41:56.8	+12:17:45	600	90	2.0	#88 Mass Funct	2	
0011-0020.BIAS	0	1:10	09:41:56.8	+12:17:45	600	90	2.0	#88 Mass Funct	2	
0021.FLAT	35	1:10	09:41:56.8	+12:17:45	600	90	2.0	#88 Mass Funct	2	abs setup
0022-0030.FLAT	35	1:18	09:41:56.8	+12:17:45	600	90	2.0	#88 Mass Funct	2	
0031.FLAT	35	1:18	21:48:57.1	28:37:48	600	90	2.0	#56 Spectropho	2	em setup
0032-0040.FLAT	35	2:01	21:48:57.1	28:37:48	600	90	2.0	#56 Spectropho	2	
0041.BDp284211	45	2:01	21:48:57.1	28:37:48	600	49	2.0	#56 Spectropho	2	
0042.BDp284211	45	2:01	21:48:57.1	28:37:48	600	49	2.0	#56 Spectropho	2	
0043.COMP	24	2:01	21:48:57.1	28:37:48	600	49	2.0	#56 Spectropho	2	
0044.COMP	24	2:01	00:06:40.1	+26:09:16	600	49	2.0	#88 Mass Funct	2	
0045.MF2015	1200	2:01	00:06:40.1	+26:09:16	600	7	2.0	#88 Mass Funct	2	
0046.MF2015	1200	2:01	00:06:40.1	+26:09:16	600	7	2.0	#88 Mass Funct	2	
0047.COMP	24	2:01	00:06:40.1	+26:09:16	600	7	2.0	#88 Mass Funct	2	
0048.COMP	24	2:01	00:12:15.7	+22:19:18	600	107	2.0	#88 Mass Funct	2	
0049.MF2024	1200	2:01	00:12:15.7	+22:19:18	600	107	2.0	#88 Mass Funct	2	
0050.MF2024	1200	2:01	00:12:15.7	+22:19:18	600	107	2.0	#88 Mass Funct	2	
0051.COMP	24	2:01	00:12:15.7	+22:19:18	600	107	2.0	#88 Mass Funct	2	
0052.HD3546	51	2:01	00:38:33.4	29:18:42	600	76	2.0	#88f Mass Func	2	abs setup
0053.COMP	24	2:01	00:38:33.4	29:18:42	600	76	2.0	#88f Mass Func	2	
0054.Feige25	180	2:01	02:36:00	05:15:16	600	-44	2.0	#56 Spectropho	2	

UT Date 2001-11-12 Observers M CalkinsColl. Focus 1000 Grating/Grism 600

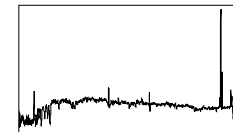
File	Exp Time	UT Start	RA	Dec	Gr.	P.A.	Slit	Program	Bir	Comments
0055.COMP	24	2:01	02:36:00	05:15:16	600	-44	2.0	#56 Spectropho	2	
0056.N7331	120	2:01	22:34:46.9	+34:09:43	600	-9	2.0	#57 Velocity S	2	
0057.N7331	120	2:01	22:34:46.9	+34:09:43	600	-9	2.0	#57 Velocity S	2	
0058.N7331	120	2:01	22:34:46.9	+34:09:43	600	-9	2.0	#57 Velocity S	2	
0059.COMP	24	2:01	22:34:46.9	+34:09:43	600	-9	2.0	#57 Velocity S	2	
0060.MF2266	1200	2:01	01:49:08.5	+13:03:34	600	98	2.0	#88 Mass Funct	2	
0061.COMP	24	2:01	01:49:08.5	+13:03:34	600	98	2.0	#88 Mass Funct	2	
0062.MF2266	1200	2:01	01:49:08.5	+13:03:34	600	98	2.0	#88 Mass Funct	2	
0063.MF2266	1200	2:01	01:49:08.5	+13:03:34	600	98	2.0	#88 Mass Funct	2	
0064.COMP	24	2:01	01:49:08.5	+13:03:34	600	98	2.0	#88 Mass Funct	2	
0065.COMP	24	2:01	01:51:45.4	+33:32:14	600	98	2.0	#88 Mass Funct	2	
0066.MF2279	1200	2:01	01:51:45.4	+33:32:14	600	43	2.0	#88 Mass Funct	2	
0067.MF2279	1200	2:01	01:51:45.4	+33:32:14	600	43	2.0	#88 Mass Funct	2	
0068.MF2279	1200	2:01	01:51:45.4	+33:32:14	600	43	2.0	#88 Mass Funct	2	
0069.COMP	24	2:01	01:51:45.4	+33:32:14	600	43	2.0	#88 Mass Funct	2	
0070.COMP	24	2:01	01:55:36.5	+21:19:3	600	43	2.0	#88 Mass Funct	2	
0071.MF2297	900	2:01	01:55:36.5	+21:19:3	600	92	2.0	#88 Mass Funct	2	
0072.MF2297	900	2:01	01:55:36.5	+21:19:3	600	92	2.0	#88 Mass Funct	2	
0073.MF2297	900	2:01	01:55:36.5	+21:19:3	600	92	2.0	#88 Mass Funct	2	
0074.COMP	24	2:01	01:55:36.5	+21:19:3	600	92	2.0	#88 Mass Funct	2	

UT Date 2001-11-12 Observers M CalkinsColl. Focus 1000 Grating/Grism 600

File	Exp Time	UT Start	RA	Dec	Gr.	P.A.	Slit	Program	Bir	Comments
0075.HD7318	52	2:01	01:13:45.0	24:35:01	600	92	2.0	#88f Mass Func	2	
0076.COMP	24	2:01	01:13:45.0	24:35:01	600	92	2.0	#88f Mass Func	2	
0077.COMP	24	2:01	02:22:37.4	+25:56:23	600	92	2.0	#88 Mass Func	2	
0078.MF2399	1200	2:01	02:22:37.4	+25:56:23	600	110	2.0	#88 Mass Func	2	
0079.MF2399	1200	2:01	02:22:37.4	+25:56:23	600	110	2.0	#88 Mass Func	2	
0080.MF2399	1200	2:01	02:22:37.4	+25:56:23	600	110	2.0	#88 Mass Func	2	
0081.COMP	24	2:01	02:22:37.4	+25:56:23	600	110	2.0	#88 Mass Func	2	
0082.HD34559	54	2:01	05:19:16.6	22:05:47	600	90	2.0	#88f Mass Func	2	
0083.COMP	24	2:01	05:19:16.6	22:05:47	600	90	2.0	#88f Mass Func	2	
0084.Hiltner600	120	2:01	06:42:37.2	02:11:25	600	-36	2.0	#56 Spectropho	2	
0085.COMP	24	2:01	06:42:37.2	02:11:25	600	-36	2.0	#56 Spectropho	2	
0086.NGC1023	120	2:01	02:37:15.8	38:50:55	600	87	2.0	#88f Mass Func	2	
0087.NGC1023	120	2:01	02:37:15.8	38:50:55	600	87	2.0	#88f Mass Func	2	
0088.NGC1023	120	2:01	02:37:15.8	38:50:55	600	87	2.0	#88f Mass Func	2	
0089.COMP	24	2:01	02:37:15.8	38:50:55	600	87	2.0	#88f Mass Func	2	
0090.MF2441	900	2:01	02:29:38.9	+28:59:15	600	83	2.0	#88 Mass Func	2	
0091.COMP	24	2:01	02:29:38.9	+28:59:15	600	83	2.0	#88 Mass Func	2	
0092.MF2441	900	2:01	02:29:38.9	+28:59:15	600	83	2.0	#88 Mass Func	2	
0093.MF2441	900	2:01	02:29:38.9	+28:59:15	600	83	2.0	#88 Mass Func	2	
0094.COMP	24	2:01	02:29:38.9	+28:59:15	600	83	2.0	#88 Mass Func	2	

UT Date 2001-11-12 Observers M CalkinsColl. Focus 1000 Grating/Grism 600

File	Exp Time	UT Start	RA	Dec	Gr.	P.A.	Slit	Program	Bir	Comments
0095.COMP	24	2:01	02:59:42.2	+10:34:10	600	83	2.0	#88 Mass Funct	2	
0096.MF7100	1200	2:01	02:59:42.2	+10:34:10	600	39	2.0	#88 Mass Funct	2	
0097.MF7100	1200	2:01	02:59:42.2	+10:34:10	600	39	2.0	#88 Mass Funct	2	
0098.MF7100	1200	2:01	02:59:42.2	+10:34:10	600	39	2.0	#88 Mass Funct	2	
0099.COMP	24	2:01	02:59:42.2	+10:34:10	600	39	2.0	#88 Mass Funct	2	
0100.COMP	24	2:01	09:41:56.8	+12:17:45	600	39	2.0	#88 Mass Funct	2	
0101.MF7122	600	2:01	09:41:56.8	+12:17:45	600	15	2.0	#88 Mass Funct	2	
0102.MF7122	600	2:01	09:41:56.8	+12:17:45	600	15	2.0	#88 Mass Funct	2	
0103.MF7122	600	2:01	09:41:56.8	+12:17:45	600	15	2.0	#88 Mass Funct	2	
0104.COMP	24	2:01	09:41:56.8	+12:17:45	600	15	2.0	#88 Mass Funct	2	
0105.COMP	24	2:01	10:25:47.6	+26:34:14	600	15	2.0	#88 Mass Funct	2	
0106.MF7136	600	2:01	10:25:47.6	+26:34:14	600	105	2.0	#88 Mass Funct	2	
0107.MF7136	600	2:01	10:25:47.6	+26:34:14	600	105	2.0	#88 Mass Funct	2	
0108.MF7136	600	2:01	10:25:47.6	+26:34:14	600	105	2.0	#88 Mass Funct	2	
0109.COMP	24	2:01	10:25:47.6	+26:34:14	600	105	2.0	#88 Mass Funct	2	
0110.NGC3031	120	2:01	09:51:27.3	69:18:08	600	-20	2.0	#88f Mass Func	2	
0111.NGC3031	120	2:01	09:51:27.3	69:18:08	600	-20	2.0	#88f Mass Func	2	
0112.NGC3031	120	2:01	09:51:27.3	69:18:08	600	-20	2.0	#88f Mass Func	2	
0113.COMP	24	2:01	09:51:27.3	69:18:08	600	-20	2.0	#88f Mass Func	2	
0114.PG0934p554	90	2:01	09:34:49.8	55:19:25	600	30	2.0	#56 Spectropho	2	

UT Date 2001-11-12 Observers M CalkinsColl. Focus 1000 Grating/Grism 600

<i>File</i>	<i>Exp Time</i>	<i>UT Start</i>	<i>RA</i>	<i>Dec</i>	<i>Gr.</i>	<i>P.A.</i>	<i>Slit</i>	<i>Program</i>	<i>Bin</i>	<i>Comments</i>
0115.COMP	24	2:01	09:34:49.8	55:19:25	600	30	2.0	#56 Spectropho	2	
0116.HD34559	54	2:01	05:19:16.6	22:05:47	600	90	2.0	#88f Mass Func	2	
0117.COMP	24	2:01	05:19:16.6	22:05:47	600	90	2.0	#88f Mass Func	2	
0118-0127.BIAS	0	13:23	05:19:16.6	22:05:47	600	90	2.0	#88f Mass Func	2	
0128-0137.FLAT	35	13:31	05:19:16.6	22:05:47	600	90	2.0	#88f Mass Func	2	
0138-0147.DARK	900	15:49	05:19:16.6	22:05:47	600	90	2.0	#88f Mass Func	2	