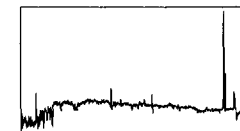




UT Date 2002-10-30 Observers I GinsburgColl. Focus 980 Grating/Grism 300

File	Exp Time	UT Start	RA	Dec	Gr.	P.A.	Slit	Program	Bin	Comments
0001.BIAS	0	22:11	17:19:44.3	+31:30:25	300	-20	3.0	#2 SN Observat	2	
0002.BIAS	0	22:12	17:20:18.8	+31:30:25	300	-20	3.0	#2 SN Observat	4	
0003-0004.FLAT	5	22:14	17:22:20.3	+31:30:24	300	-20	3.0	#2 SN Observat	4	
0005.FLAT	10	22:15	17:23:43.0	+31:30:24	300	-20	3.0	#2 SN Observat	2	
0006-0013.BIAS	0	1:11	20:20:22.2	+31:29:44	300	-20	3.0	#2 SN Observat	4	
0014-0015.BIAS	0	1:11	20:20:35.5	+31:29:43	300	-20	3.0	#2 SN Observat	4	
0016-0025.FLAT	8	1:15	20:24:03.4	+31:29:43	300	-20	3.0	#2 SN Observat	4	
0026-0032.BIAS	0	1:17	20:25:35.3	+31:29:43	300	-20	3.0	#2 SN Observat	2	
0033-0035.BIAS	0	1:17	20:26:14.3	+31:29:42	300	-20	3.0	#2 SN Observat	2	
0036-0043.FLAT	16	1:22	20:31:04.7	+31:29:42	300	-20	3.0	#2 SN Observat	2	
0044-0045.FLAT	16	1:23	20:32:14.4	+31:29:41	300	-20	3.0	#2 SN Observat	2	
0046.COMP	10	1:31	20:39:58.4	+31:29:40	300	-20	3.0	#2 SN Observat	2	
0047.COMP	10	1:39	20:48:04.5	+31:29:39	300	-20	3.0	#2 SN Observat	2	
0048.HD192281	5	2:03	20:10:46.8	40:07:01	300	-20	3.0	#56 Spectropho	2	
0049.COMP	10	2:07	20:10:46.8	40:07:01	300	-20	3.0	#56 Spectropho	2	
0050.COMP	10	2:14	20:44:09.8	-10:43:24	300	-20	3.0	#6 AGN Monitor	2	
0051.Akn564	180	2:20	22:42:39.4	+29:43:31	300	-20	3.0	#6 AGN Monitor	2	
0052.Akn564	180	2:23	22:42:39.4	+29:43:31	300	-20	3.0	#6 AGN Monitor	2	
0053.COMP	10	2:42	22:42:39.4	+29:43:31	300	-20	3.0	#6 AGN Monitor	2	
0054.COMP	10	4:41	20:10:46.8	40:07:01	300	-20	3.0	#56 Spectropho	2	

UT Date 2002-10-30 Observers I GinsburgColl. Focus 980 Grating/Grism 300

File	Exp Time	UT Start	RA	Dec	Gr.	P.A.	Slit	Program	Bin	Comments
0055.COMP	10	4:42	20:10:46.8	40:07:01	300	-20	3.0	#56 Spectropho	2	
0056.COMP	10	5:01	23:30:20	23:00:00	600	-20	2.0	#56 Spectropho	2	
0057.BDp284211	180	5:10	21:48:57.1	28:37:48	600	-20	2.0	#56 Spectropho	2	
0058.COMP	10	5:14	21:48:57.1	28:37:48	600	-20	2.0	#56 Spectropho	2	
0059.COMP	10	5:15	21:48:57.1	28:37:48	600	-20	2.0	#56 Spectropho	2	
0060.COMP	10	5:19	21:48:57.1	28:37:48	600	-20	2.0	#56 Spectropho	2	
0061.hss007	900	5:36	23:34:09.6	0:02:06	600	-20	2.0	#122 Halo Star	2	
0062.hss007	900	5:51	23:34:09.6	0:02:06	600	-20	2.0	#122 Halo Star	2	
0063.hss010	1200	6:15	23:42:07.0	1:14:47	600	-20	2.0	#122 Halo Star	2	
0064.COMP	10	6:35	23:42:07.0	1:14:47	600	-20	2.0	#122 Halo Star	2	
0065.hss013	1200	6:42	23:51:00.3	1:06:01	600	-20	2.0	#122 Halo Star	2	
0066.COMP	10	7:03	23:51:00.3	1:06:01	600	-20	2.0	#122 Halo Star	2	
0067.hss014	900	7:08	23:51:45.6	0:17:09	600	-20	2.0	#122 Halo Star	2	
0068.hss014	900	7:23	23:51:45.6	0:17:09	600	-20	2.0	#122 Halo Star	2	
0069-0078.FLAT	80	7:55	23:51:45.6	0:17:09	600	-20	2.0	#122 Halo Star	2	
0079.COMP	10	7:59	23:30:06.4	0:33:19	600	-20	2.0	#122 Halo Star	2	
0080.hss078	1200	8:09	3:06:53.1	-1:01:53	600	-20	2.0	#122 Halo Star	2	
0081.COMP	10	8:31	3:06:53.1	-1:01:53	600	-20	2.0	#122 Halo Star	2	
0082.hss080	1200	8:38	3:06:55.7	0:44:53	600	-20	2.0	#122 Halo Star	2	
0083.COMP	10	9:02	3:06:55.7	0:44:53	600	-20	2.0	#122 Halo Star	2	

UT Date 2002-10-30 Observers I GinsburgColl. Focus 980 Grating/Grism 300

File	Exp Time	UT Start	RA	Dec	Gr.	P.A.	Slit	Program	Bin	Comments
0084.COMP	10	9:02	3:06:55.7	0:44:53	600	-20	2.0	#122 Halo Star	2	
0085.hss081	900	9:07	3:09:55.2	0:20:19	600	-20	2.0	#122 Halo Star	2	
0086.hss081	900	9:23	3:09:55.2	0:20:19	600	-20	2.0	#122 Halo Star	2	
0087.COMP	10	9:39	3:09:55.2	0:20:19	600	-20	2.0	#122 Halo Star	2	
0088.hss081	300	10:19	04:38:15.6	10:53:57	600	-20	2.0	#122 Halo Star	2	
0089.COMP	10	10:25	04:38:15.6	10:53:57	600	-20	2.0	#122 Halo Star	2	
0090.Akn120	300	10:38	05:13:38.0	-00:12:15	300	-20	3.0	#6 AGN Monitor	2	
0091.COMP	10	10:46	05:13:38.0	-00:12:15	300	-20	3.0	#6 AGN Monitor	2	
0092.2MJ0506130m002436	600	11:01	05:06:13.0	-00:24:36	300	-20	3.0	#68 2MASS Reds	2	
0093.COMP	10	11:17	05:06:13.0	-00:24:36	300	-20	3.0	#68 2MASS Reds	2	
0094.2MJ0506130m002436	1200	11:23	8:19:58.8	62:49:13	300	-20	3.0	#68 2MASS Reds	2	
0095.COMP	10	12:02	8:19:58.8	62:49:13	300	-20	3.0	#68 2MASS Reds	2	
0096.2MJ0558219p110026	900	12:23	05:58:21.9	+11:00:26	300	-20	3.0	#68 2MASS Reds	2	
0097.COMP	10	12:39	05:58:21.9	+11:00:26	300	-20	3.0	#68 2MASS Reds	2	
0098-0107.DARK	1200	15:51	05:58:21.9	+11:00:26	300	-20	3.0	#68 2MASS Reds	2	