



UT Date 2003-01-11 Observers L MacriColl. Focus 800 Grating/Grism 300



File	Exp Time	UT Start	RA	Dec	Gr.	P.A.	Slit	Program	Bin	Comments
0001-0005.DARK	900	23:10	11:42:11.2	21:59:42	300	90	3.0	#64f Cluster I	4	
0006-0010.DARK	900	0:26	11:42:11.2	21:59:42	300	90	3.0	#64f Cluster I	2	
0011-0020.BIAS	0	0:44	11:42:11.2	21:59:42	300	90	3.0	#6 AGN Monitor	4	
0021-0030.BIAS	0	0:46	11:42:11.2	21:59:42	300	90	3.0	#6 AGN Monitor	2	
0031-0040.FLAT	8	0:49	11:42:11.2	21:59:42	300	90	3.0	#6 AGN Monitor	4	
0041-0050.FLAT	16	0:54	11:42:11.2	21:59:42	300	90	3.0	#6 AGN Monitor	2	
0051-0055.SKY	4	0:56	00:50:00	31:30:00	0	90	90.0	none	4	
0056.COMP	5	0:57	00:50:00	31:30:00	300	90	3.0	#57 Radial Vel	4	
0057.M32	30	1:25	00:39:58	+40:35:30	300	90	3.0	#57 Velocity S	4	- 170 km/sec -
0058.COMP	5	1:25	00:39:58	+40:35:30	300	90	3.0	#57 Velocity S	4	
0059.BDp284211	90	1:32	21:48:57.1	28:37:48	300	70	3.0	#56 Spectropho	2	
0060.COMP	12	1:34	21:48:57.1	28:37:48	300	70	3.0	#56 Spectropho	2	
0061.sn2002jy	1200	1:44	01:21:16.2	40:29:55	300	-20	3.0	#2 SN Observat	2	
0062.COMP	12	2:05	01:21:16.2	40:29:55	300	-20	3.0	#2 SN Observat	2	
0063.2MJ0203589p673717	600	2:18	02:03:58.9	+67:37:17	300	90	3.0	#68 2MASS Reds	4	
0064.2MJ0203589p673717	600	2:29	02:03:58.9	+67:37:17	300	90	3.0	#68 2MASS Reds	4	
0065.COMP	5	2:40	02:03:58.9	+67:37:17	300	90	3.0	#68 2MASS Reds	4	
0066.2MJ0234110p670011	600	2:42	02:34:11.0	+67:00:11	300	90	3.0	#68 2MASS Reds	4	
0067.2MJ0234110p670011	600	2:54	02:34:11.0	+67:00:11	300	90	3.0	#68 2MASS Reds	4	
0068.COMP	5	3:05	02:34:11.0	+67:00:11	300	90	3.0	#68 2MASS Reds	4	

UT Date 2003-01-11 Observers L MacriColl. Focus 800 Grating/Grism 300



File	Exp Time	UT Start	RA	Dec	Gr.	P.A.	Slit	Program	Bin	Comments
0069.2MJ0313006p675248	600	3:11	03:13:00.6	+67:52:48	300	0	3.0	#68 2MASS Reds	4	
0070.2MJ0313006p675248	600	3:22	03:13:00.6	+67:52:48	300	0	3.0	#68 2MASS Reds	4	
0071.COMP	5	3:33	03:13:00.6	+67:52:48	300	0	3.0	#68 2MASS Reds	4	
0072.sn2002kf	1200	3:37	06:37:15.3	49:51:10	300	80	3.0	#2 SN Observat	2	
0073.COMP	12	3:57	06:37:15.3	49:51:10	300	80	3.0	#2 SN Observat	2	
0074.2MJ0321423p664937	600	4:01	03:21:42.3	+66:49:37	300	90	3.0	#68 2MASS Reds	4	
0075.COMP	5	4:13	03:21:42.3	+66:49:37	300	90	3.0	#68 2MASS Reds	4	
0076.2MJ0331296p654140	600	4:25	03:31:29.6	+65:41:40	300	90	3.0	#68 2MASS Reds	4	
0077.2MJ0331296p654140	600	4:35	03:31:29.6	+65:41:40	300	90	3.0	#68 2MASS Reds	4	
0078.COMP	5	4:46	03:31:29.6	+65:41:40	300	90	3.0	#68 2MASS Reds	4	
0079.cairnss_108	360	4:53	4:32:36.3	-13:11:56	300	90	3.0	#64 Cluster In	4	
0080.COMP	5	5:00	4:32:36.3	-13:11:56	300	90	3.0	#64 Cluster In	4	
0081.cairnss_109	360	5:01	4:33:17.3	-12:59:0	300	90	3.0	#64 Cluster In	4	
0082.cairnss_109	360	5:09	4:33:17.3	-12:59:0	300	90	3.0	#64 Cluster In	4	
0083.COMP	5	5:16	4:33:17.3	-12:59:0	300	90	3.0	#64 Cluster In	4	
0084.cairnss_110	360	5:18	4:39:14.3	-13:30:22	300	90	3.0	#64 Cluster In	4	
0085.COMP	5	5:25	4:39:14.3	-13:30:22	300	90	3.0	#64 Cluster In	4	
0086.cairnss_111	360	5:27	4:31:13.7	-12:26:0	300	90	3.0	#64 Cluster In	4	
0087.COMP	5	5:34	4:31:13.7	-12:26:0	300	90	3.0	#64 Cluster In	4	
0088.cairnss_112	360	5:35	4:33:0	-13:15:59	300	90	3.0	#64 Cluster In	4	

UT Date 2003-01-11 Observers L MacriColl. Focus 800 Grating/Grism 300

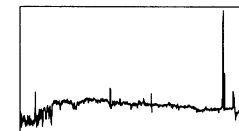

File	Exp Time	UT Start	RA	Dec	Gr.	P.A.	Slit	Program	Bin	Comments
0089.COMP	5	5:41	4:33:0	-13:15:59	300	90	3.0	#64 Cluster In	4	
0090.cairnss_113	360	5:42	4:33:32.1	-13:10:20	300	90	3.0	#64 Cluster In	4	
0091.COMP	5	5:49	4:33:32.1	-13:10:20	300	90	3.0	#64 Cluster In	4	
0092.cairnss_114	360	5:50	4:32:27.1	-13:15:57	300	90	3.0	#64 Cluster In	4	
0093.COMP	5	5:57	4:32:27.1	-13:15:57	300	90	3.0	#64 Cluster In	4	
0094.cairnss_115	360	5:58	4:34:49.4	-13:48:46	300	90	3.0	#64 Cluster In	4	
0095.COMP	5	6:04	4:34:49.4	-13:48:46	300	90	3.0	#64 Cluster In	4	
0096.cairnss_116	360	6:05	4:38:58	-13:36:52	300	90	3.0	#64 Cluster In	4	
0097.COMP	5	6:12	4:38:58	-13:36:52	300	90	3.0	#64 Cluster In	4	
0098.cairnss_117	360	6:12	4:32:15.1	-13:50:16	300	90	3.0	#64 Cluster In	4	
0099.COMP	5	6:19	4:32:15.1	-13:50:16	300	90	3.0	#64 Cluster In	4	
0100.cairnss_118	360	6:20	4:33:11.2	-13:3:54	300	90	3.0	#64 Cluster In	4	
0101.COMP	5	6:26	4:33:11.2	-13:3:54	300	90	3.0	#64 Cluster In	4	
0102.cairnss_119	360	6:27	4:32:15.7	-13:24:2	300	90	3.0	#64 Cluster In	4	
0103.COMP	5	6:33	4:32:15.7	-13:24:2	300	90	3.0	#64 Cluster In	4	
0104.cairnss_120	360	6:38	4:33:18.7	-13:32:58	300	90	3.0	#64 Cluster In	4	
0105.COMP	5	6:44	4:33:18.7	-13:32:58	300	90	3.0	#64 Cluster In	4	
0106.HIP23289	15	6:47	5:0:34.3	0:0:19	300	35	3.0	#89 Ae/Be in 0	4	
0107.COMP	5	6:47	5:0:34.3	0:0:19	300	35	3.0	#89 Ae/Be in 0	4	
0108.HIP23295	10	6:49	5:0:39.7	3:15:55	300	35	3.0	#89 Ae/Be in 0	4	

UT Date 2003-01-11 Observers L MacriColl. Focus 800 Grating/Grism 300

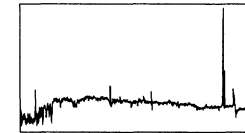

File	Exp Time	UT Start	RA	Dec	Gr.	P.A.	Slit	Program	Bin	Comments
0109.COMP	5	6:50	5:0:39.7	3:15:55	300	35	3.0	#89 Ae/Be in 0	4	
0110.HIP23434	12	6:51	5:2:15.1	-1:43:8	300	35	3.0	#89 Ae/Be in 0	4	
0111.COMP	5	6:51	5:2:15.1	-1:43:8	300	35	3.0	#89 Ae/Be in 0	4	
0112.HIP23469	12	6:52	5:2:43.5	5:49:49	300	35	3.0	#89 Ae/Be in 0	4	
0113.COMP	5	6:53	5:2:43.5	5:49:49	300	35	3.0	#89 Ae/Be in 0	4	
0114.HIP23470	12	6:54	5:2:43.9	-5:42:21	300	35	3.0	#89 Ae/Be in 0	4	
0115.COMP	5	6:54	5:2:43.9	-5:42:21	300	35	3.0	#89 Ae/Be in 0	4	
0116.HIP23473	5	6:57	5:2:44.5	3:27:27	300	35	3.0	#89 Ae/Be in 0	4	
0117.COMP	5	6:58	5:2:44.5	3:27:27	300	35	3.0	#89 Ae/Be in 0	4	
0118.HIP23537	5	6:58	5:3:38.3	2:33:30	300	35	3.0	#89 Ae/Be in 0	4	
0119.COMP	5	6:59	5:3:38.3	2:33:30	300	35	3.0	#89 Ae/Be in 0	4	
0120.HIP23681	8	7:00	5:5:24.3	4:34:54	300	35	3.0	#89 Ae/Be in 0	4	
0121.COMP	5	7:00	5:5:24.3	4:34:54	300	35	3.0	#89 Ae/Be in 0	4	
0122.HIP23700	8	7:01	5:5:38.6	1:27:30	300	35	3.0	#89 Ae/Be in 0	4	
0123.COMP	5	7:01	5:5:38.6	1:27:30	300	35	3.0	#89 Ae/Be in 0	4	
0124.HIP23846	5	7:02	5:7:35.9	4:32:30	300	35	3.0	#89 Ae/Be in 0	4	
0125.COMP	5	7:03	5:7:35.9	4:32:30	300	35	3.0	#89 Ae/Be in 0	4	
0126.HIP23899	5	7:04	5:8:6.3	3:44:54	300	35	3.0	#89 Ae/Be in 0	4	
0127.COMP	5	7:04	5:8:6.3	3:44:54	300	35	3.0	#89 Ae/Be in 0	4	
0128.HIP23907	8	7:05	5:8:12.5	1:8:36	300	35	3.0	#89 Ae/Be in 0	4	

UT Date 2003-01-11 Observers L MacriColl. Focus 800 Grating/Grism 300

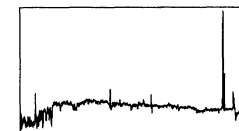

File	Exp Time	UT Start	RA	Dec	Gr.	P.A.	Slit	Program	Bin	Comments
0129.COMP	5	7:05	5:8:12.5	1:8:36	300	35	3.0	#89 Ae/Be in 0	4	
0130.HIP24467	8	7:06	5:15:5.8	4:54:18	300	35	3.0	#89 Ae/Be in 0	4	
0131.COMP	5	7:07	5:15:5.8	4:54:18	300	35	3.0	#89 Ae/Be in 0	4	
0132.HIP24734	8	7:07	5:18:14.6	5:19:6	300	35	3.0	#89 Ae/Be in 0	4	
0133.COMP	5	7:07	5:18:14.6	5:19:6	300	35	3.0	#89 Ae/Be in 0	4	
0134.HIP24752	15	7:11	5:18:26.7	-4:37:15	300	35	3.0	#89 Ae/Be in 0	4	
0135.COMP	5	7:12	5:18:26.7	-4:37:15	300	35	3.0	#89 Ae/Be in 0	4	
0136.HIP24855	15	7:12	5:19:41.4	5:38:42	300	35	3.0	#89 Ae/Be in 0	4	
0137.COMP	5	7:13	5:19:41.4	5:38:42	300	35	3.0	#89 Ae/Be in 0	4	
0138.HIP24930	15	7:14	5:20:28.8	-5:48:43	300	35	3.0	#89 Ae/Be in 0	4	
0139.COMP	5	7:15	5:20:28.8	-5:48:43	300	35	3.0	#89 Ae/Be in 0	4	
0140.HIP25152	15	7:16	5:22:57.7	-2:8:58	300	35	3.0	#89 Ae/Be in 0	4	
0141.COMP	5	7:16	5:22:57.7	-2:8:58	300	35	3.0	#89 Ae/Be in 0	4	
0142.HIP25299	25	7:17	5:24:42.8	1:43:48	300	35	3.0	#89 Ae/Be in 0	4	
0143.COMP	5	7:18	5:24:42.8	1:43:48	300	35	3.0	#89 Ae/Be in 0	4	
0144.HIP25367	8	7:18	5:25:35.2	-5:9:25	300	35	3.0	#89 Ae/Be in 0	4	
0145.COMP	5	7:19	5:25:35.2	-5:9:25	300	35	3.0	#89 Ae/Be in 0	4	
0146.HIP25457	20	7:21	5:26:41.1	-5:9:24	300	35	3.0	#89 Ae/Be in 0	4	
0147.COMP	5	7:22	5:26:41.1	-5:9:24	300	35	3.0	#89 Ae/Be in 0	4	
0148.HIP25595	15	7:22	5:28:10.6	2:22:35	300	35	3.0	#89 Ae/Be in 0	4	

UT Date 2003-01-11 Observers L MacriColl. Focus 800 Grating/Grism 300



File	Exp Time	UT Start	RA	Dec	Gr.	P.A.	Slit	Program	Bin	Comments
0149.COMP	5	7:23	5:28:10.6	2:22:35	300	35	3.0	#89 Ae/Be in 0	4	
0150.HIP25782	25	7:24	5:30:17.0	4:52:48	300	35	3.0	#89 Ae/Be in 0	4	
0151.COMP	5	7:24	5:30:17.0	4:52:48	300	35	3.0	#89 Ae/Be in 0	4	
0152.HIP25849	15	7:25	5:31:4.6	-3:56:0	300	35	3.0	#89 Ae/Be in 0	4	
0153.COMP	5	7:26	5:31:4.6	-3:56:0	300	35	3.0	#89 Ae/Be in 0	4	
0154.HIP26265	12	7:27	5:35:37.4	-3:34:42	300	35	3.0	#89 Ae/Be in 0	4	
0155.COMP	5	7:27	5:35:37.4	-3:34:42	300	35	3.0	#89 Ae/Be in 0	4	
0156.HIP26353	6	7:28	5:36:41.8	2:41:11	300	35	3.0	#89 Ae/Be in 0	4	
0157.COMP	5	7:28	5:36:41.8	2:41:11	300	35	3.0	#89 Ae/Be in 0	4	
0158.HIP26467	12	7:30	5:37:48.2	2:44:46	300	35	3.0	#89 Ae/Be in 0	4	
0159.COMP	5	7:30	5:37:48.2	2:44:46	300	35	3.0	#89 Ae/Be in 0	4	
0160.HIP26624	2	7:32	5:39:31.1	-3:33:52	300	35	3.0	#89 Ae/Be in 0	4	
0161.COMP	5	7:32	5:39:31.1	-3:33:52	300	35	3.0	#89 Ae/Be in 0	4	
0162.HIP26695	12	7:33	5:40:24.3	2:4:20	300	35	3.0	#89 Ae/Be in 0	4	
0163.COMP	5	7:34	5:40:24.3	2:4:20	300	35	3.0	#89 Ae/Be in 0	4	
0164.HIP26837	25	7:35	5:41:54.9	-4:27:53	300	35	3.0	#89 Ae/Be in 0	4	
0165.COMP	5	7:36	5:41:54.9	-4:27:53	300	35	3.0	#89 Ae/Be in 0	4	
0166.HIP27004	6	7:37	5:43:42.2	4:0:15	300	35	3.0	#89 Ae/Be in 0	4	
0167.COMP	5	7:37	5:43:42.2	4:0:15	300	35	3.0	#89 Ae/Be in 0	4	
0168.HIP27033	40	7:39	5:44:1.6	1:26:8	300	35	3.0	#89 Ae/Be in 0	4	

UT Date 2003-01-11 Observers L MacriColl. Focus 800 Grating/Grism 300

File	Exp Time	UT Start	RA	Dec	Gr.	P.A.	Slit	Program	Bin	Comments
0169.COMP	5	7:40	5:44:1.6	1:26:8	300	35	3.0	#89 Ae/Be in 0	4	
0170.f177	600	7:43	09:55:18.1	+04:16:12	300	55	3.0	#135 Starburst	4	
0171.COMP	5	7:54	09:55:18.1	+04:16:12	300	55	3.0	#135 Starburst	4	
0172.f178	600	7:55	09:56:42.6	+15:38:15	300	25	3.0	#135 Starburst	4	
0173.COMP	5	8:06	09:56:42.6	+15:38:15	300	25	3.0	#135 Starburst	4	
0174.f179	600	8:11	09:58:47.2	+11:23:19	300	110	3.0	#135 Starburst	4	
0175.f179	600	8:21	09:58:47.2	+11:23:19	300	110	3.0	#135 Starburst	4	
0176.COMP	5	8:32	09:58:47.2	+11:23:19	300	110	3.0	#135 Starburst	4	
0177.f180	600	8:35	10:06:18.1	+28:56:41	300	90	3.0	#135 Starburst	4	
0178.COMP	5	8:45	10:06:18.1	+28:56:41	300	90	3.0	#135 Starburst	4	
0179.f182	600	8:49	10:07:27.6	+12:16:27	300	0	3.0	#135 Starburst	4	
0180.COMP	5	9:00	10:07:27.6	+12:16:27	300	0	3.0	#135 Starburst	4	
0181.f182a	600	9:11	10:07:23.7	+12:14:45	300	90	3.0	#135 Starburst	4	
0182.COMP	5	9:22	10:07:23.7	+12:14:45	300	90	3.0	#135 Starburst	4	
0183.sn2002ji	1200	9:32	11:22:53.1	+16:35:10	300	110	3.0	#2 SN Observat	2	
0184.COMP	12	9:53	11:22:53.1	+16:35:10	300	110	3.0	#2 SN Observat	2	
0185.MRK421	360	9:56	11:04:27.4	+38:12:32	300	70	3.0	#133 MRK421 an	4	
0186.MRK421	360	10:02	11:04:27.4	+38:12:32	300	70	3.0	#133 MRK421 an	4	
0187.COMP	5	10:08	11:04:27.4	+38:12:32	300	70	3.0	#133 MRK421 an	4	
0188.2MJ0842089p224506	600	10:15	8:42:08.8	22:45:05	300	90	3.0	#68 2MASS Reds	4	

UT Date 2003-01-11 Observers L. MacriColl. Focus 800 Grating/Grism 300

File	Exp Time	UT Start	RA	Dec	Gr.	P.A.	Slit	Program	Bin	Comments
0189.2MJ0842089p224506	600	10:26	8:42:08.8	22:45:05	0	90	90.0	none	4	
0190.COMP	5	10:37	8:42:08.8	22:45:05	300	90	3.0	#68 2MASS Reds	4	
0191.2MJ0929457p0212252	360	10:43	09:29:45.7	02:12:25	300	90	3.0	#68 2MASS Reds	4	
0192.COMP	5	10:49	09:29:45.7	02:12:25	300	90	3.0	#68 2MASS Reds	4	
0193.2MJ1051151p0226163	360	10:51	10:51:15.1	02:26:16	300	90	3.0	#68 2MASS Reds	4	
0194.COMP	5	10:58	10:51:15.1	02:26:16	300	90	3.0	#68 2MASS Reds	4	
0195.cairnsk2_262	360	11:03	11:28:27	22:52:21	300	90	3.0	#64f Cluster I	4	
0196.COMP	5	11:10	11:28:27	22:52:21	300	90	3.0	#64f Cluster I	4	
0197.cairnsk2_263	360	11:12	12:2:48.4	21:8:43	300	20	3.0	#64f Cluster I	4	
0198.COMP	5	11:18	12:2:48.4	21:8:43	300	20	3.0	#64f Cluster I	4	
0199.cairnsk2_264	360	11:20	12:5:16.5	21:0:37	300	90	3.0	#64f Cluster I	4	
0200.COMP	5	11:26	12:5:16.5	21:0:37	300	90	3.0	#64f Cluster I	4	
0201.cairnsk2_265	360	11:28	11:39:29.1	24:49:42	300	110	3.0	#64f Cluster I	4	
0202.COMP	5	11:35	11:39:29.1	24:49:42	300	110	3.0	#64f Cluster I	4	
0203.MRK421	360	11:37	11:04:27.4	+38:12:32	300	110	3.0	#133 MRK421 an	4	
0204.MRK421	360	11:43	11:04:27.4	+38:12:32	300	110	3.0	#133 MRK421 an	4	
0205.COMP	5	11:49	11:04:27.4	+38:12:32	300	110	3.0	#133 MRK421 an	4	
0206.cairnsk2_265	360	11:51	11:39:29.1	24:49:42	300	90	3.0	#64f Cluster I	4	
0207.cairnsk2_265	360	11:58	11:39:29.1	24:49:42	300	90	3.0	#64f Cluster I	4	
0208.COMP	5	12:05	11:39:29.1	24:49:42	300	90	3.0	#64f Cluster I	4	

UT Date 2003-01-11 Observers L MacriColl. Focus 800 Grating/Grism 300

File	Exp Time	UT Start	RA	Dec	Gr.	P.A.	Slit	Program	Bin	Comments
0209.cairnsk2_266	360	12:06	11:33:15.3	23:41:17	300	90	3.0	#64f Cluster I	4	
0210.COMP	5	12:12	11:33:15.3	23:41:17	300	90	3.0	#64f Cluster I	4	
0211.cairnsk2_267	360	12:14	11:40:22	15:37:29	300	90	3.0	#64f Cluster I	4	
0212.COMP	5	12:20	11:40:22	15:37:29	300	90	3.0	#64f Cluster I	4	
0213.cairnsk2_268	360	12:24	11:58:21.9	22:50:30	300	90	3.0	#64f Cluster I	4	
0214.COMP	5	12:31	11:58:21.9	22:50:30	300	90	3.0	#64f Cluster I	4	
newcomp.ms	10	7:24	01:48:22.2	+11:31:34	300	0	3.0	#2 SN Observat	4	