




CUMPS ALL BAD

WHIPPLE OBSERVATORY

FAST SPECTROGRAPH LOG




Page 11228

DATA NOT REDUCED !

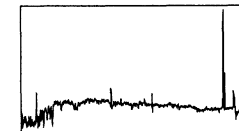
UT Date 2003-03-06 Observers Westover

Coll. Focus 800 Grating/Grism 300

File	Exp Time	UT Start	RA	Dec	Gr.	P.A.	Slit	Program	Bin	Comments
0001.DARK	900	22:29	02:13:07.7	+31:29:34	300	90	3.0	-	4	
0002.DARK	900	22:44	02:28:16.0	+31:29:36	300	90	3.0	-	4	
0003.DARK	900	22:59	02:43:24.3	+31:29:37	300	90	3.0	-	4	
0004.DARK	900	23:14	02:58:32.6	+31:29:39	300	90	3.0	-	4	
0005.DARK	900	23:29	03:13:44.4	+31:29:42	300	90	3.0	-	4	
0006.DARK	900	23:44	03:28:52.7	+31:29:44	300	90	3.0	-	4	
0007.DARK	900	23:59	03:44:01.1	+31:29:47	300	90	3.0	-	4	
0008.DARK	900	0:15	03:59:09.2	+31:29:50	300	90	3.0	-	4	
0009.DARK	900	0:30	04:14:21.0	+31:29:53	300	90	3.0	-	4	
0010.DARK	900	0:45	04:29:29.5	+31:29:56	300	90	3.0	-	4	
0011-0017.BIAS	0	1:05	04:35:10.3	+31:29:57	300	90	3.0	-	4	
0018-0020.BIAS	0	1:06	04:35:35.0	+31:29:58	300	90	3.0	-	4	
0021.FLAT	6	1:10	04:39:39.4	+31:29:58	300	90	3.0	-	4	
0022-0030.FLAT	6	1:12	04:41:41.1	+31:29:59	300	90	3.0	-	4	
0031-0033.BIAS	0	1:14	04:43:59.6	+31:29:59	300	90	3.0	-	2	
0034-0040.BIAS	0	1:16	04:45:28.4	+31:30:00	300	90	3.0	-	2	
0041.FLAT	12	1:23	04:52:36.9	+31:30:01	300	90	3.0	-	2	
0042-0050.FLAT	12	1:26	04:56:23.7	+31:30:02	300	90	3.0	-	2	
0051.DARK	900	1:31	05:15:27.6	+31:30:07	300	90	3.0	-	2	humidity still high
0052.DARK	900	1:46	05:30:40.4	+31:30:11	300	90	3.0	-	2	

UT Date 2003-03-06 Observers WestoverColl. Focus 800 Grating/Grism 300

File	Exp Time	UT Start	RA	Dec	Gr.	P.A.	Slit	Program	Bin	Comments
0053.DARK	900	2:01	05:45:56.7	+31:30:15	300	90	3.0	-	2	
0054.DARK	900	2:16	06:01:09.5	+31:30:19	300	90	3.0	-	2	
0055.DARK	900	2:31	06:16:26.0	+31:30:23	300	90	3.0	-	2	
0056.DARK	900	2:47	06:31:42.3	+31:30:27	300	90	3.0	-	2	
0057.DARK	900	3:02	06:46:55.0	+31:30:31	300	90	3.0	-	2	
0058.DARK	900	3:17	07:02:11.5	+31:30:35	300	90	3.0	-	2	
0059.DARK	900	3:32	07:17:24.4	+31:30:39	300	90	3.0	-	2	
0060.DARK	900	3:47	07:32:40.9	+31:30:44	300	90	3.0	-	2	
0061.BDp332642	90	12:35	15:50:03	33:05:49	300	90	3.0	#56 Spectropho	4	clear skies
0062.BDp332642	90	12:37	15:50:03	33:05:49	300	90	3.0	#56 Spectropho	4	
0063.COMP	5	12:38	15:50:03	33:05:49	300	90	3.0	#56 Spectropho	4	
0064.YYHer	20	12:41	18:14:34	20:59:19	300	90	3.0	#12 Symbiotic	4	
0065.YYHer	200	12:41	18:14:34	20:59:19	300	90	3.0	#12 Symbiotic	4	
0066.COMP	5	12:45	18:14:34	20:59:19	300	90	3.0	#12 Symbiotic	4	
0067.N5548	150	12:52	14:17:59.6	+25:08:12	300	90	3.0	#6 AGN Monitor	4	
0068.N5548	150	12:54	14:17:59.6	+25:08:12	300	90	3.0	#6 AGN Monitor	4	sky brightness coming up fast
0069.COMP	5	12:57	14:17:59.6	+25:08:12	300	90	3.0	#6 AGN Monitor	4	
0070-0075.sky	2	13:31	16:33:12	31:31:31	300	90	3.0	-	4	
0076.COMP	5	13:32	16:33:12	31:31:31	300	90	3.0	-	4	
0077-0086.BIAS	0	13:37	16:33:12	31:31:31	300	90	3.0	-	4	

UT Date 2003-03-06 Observers WestoverColl. Focus 800 Grating/Grism 300

File	Exp Time	UT Start	RA	Dec	Gr.	P.A.	Slit	Program	Bin	Comments
0087-0096.FLAT	6	13:39	16:33:12	31:31:31	300	90	3.0	-	4	
0097-0106.BIAS	0	13:42	16:33:12	31:31:31	300	90	3.0	-	2	
0107-0116.FLAT	12	13:46	16:33:12	31:31:31	300	90	3.0	-	2	