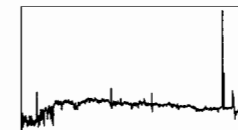
UT Date 2003-12-21 Observers J HuchraColl. Focus 1019 Grating/Grism 300

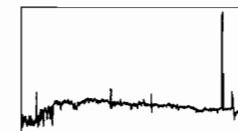
| File | Exp Time | UT Start | RA | Dec | Gr. | P.A. | Slit | Program | Bin | Comments |
|----------------|----------|----------|------------|-----------|-----|------|------|----------------|-----|-----------|
| 0001-0003.BIAS | 0 | 23:51 | 22:23:46.2 | +31:28:37 | 300 | 90 | 3.0 | #56 Spectropho | 4 | |
| 0004-0010.BIAS | 0 | 23:52 | 22:24:34.7 | +31:28:36 | 300 | 90 | 3.0 | #56 Spectropho | 4 | |
| 0011-0023.FLAT | 6 | 23:57 | 22:29:39.1 | +31:28:36 | 300 | 90 | 3.0 | #56 Spectropho | 4 | |
| 0024-0025.FLAT | 6 | 23:57 | 22:30:05.2 | +31:28:35 | 300 | 90 | 3.0 | #56 Spectropho | 4 | |
| 0026-0038.FLAT | 12 | 0:03 | 22:36:12.1 | +31:28:35 | 300 | 90 | 3.0 | #56 Spectropho | 2 | |
| 0039-0040.FLAT | 12 | 0:04 | 22:37:04.0 | +31:28:34 | 300 | 90 | 3.0 | #56 Spectropho | 2 | |
| 0041-0050.BIAS | 0 | 0:07 | 22:40:20.4 | +31:28:34 | 300 | 90 | 3.0 | #56 Spectropho | 2 | |
| 0051.DARK | 900 | 0:08 | 22:55:58.1 | +31:28:32 | 300 | 90 | 3.0 | #56 Spectropho | 4 | |
| 0052.DARK | 900 | 0:23 | 23:11:09.8 | +31:28:30 | 300 | 90 | 3.0 | #56 Spectropho | 4 | |
| 0053.BDp284211 | 60 | 1:14 | 21:48:57.1 | 28:37:48 | 300 | 90 | 3.0 | #56 Spectropho | 4 | |
| 0058.BDp284211 | 30 | 1:18 | 21:48:57.1 | 28:37:48 | 300 | 90 | 3.0 | #56 Spectropho | 4 | |
| 0059.COMP | 5 | 1:18 | 21:48:57.1 | 28:37:48 | 300 | 90 | 3.0 | #56 Spectropho | 4 | |
| 0060.BDp284211 | 100 | 1:19 | 21:48:57.1 | 28:37:48 | 300 | 90 | 3.0 | #56 Spectropho | 2 | truncated |
| 0061.COMP | 12 | 1:22 | 21:48:57.1 | 28:37:48 | 300 | 90 | 3.0 | #56 Spectropho | 2 | |
| 0062.BDp174708 | 60 | 1:24 | 22:11:31.4 | 18:05:34 | 300 | 90 | 3.0 | #56 Spectropho | 2 | |
| 0063.COMP | 12 | 1:26 | 22:11:31.4 | 18:05:34 | 300 | 90 | 3.0 | #56 Spectropho | 2 | |
| 0064.BDp174708 | 30 | 1:29 | 22:11:31.4 | 18:05:34 | 300 | 90 | 3.0 | #56 Spectropho | 4 | |
| 0065.COMP | 5 | 1:30 | 22:11:31.4 | 18:05:34 | 300 | 90 | 3.0 | #56 Spectropho | 4 | |
| 0066.ZAnd | 2 | 1:32 | 23:33:40 | 48:49:06 | 300 | 90 | 3.0 | #12 Symbiotic | 4 | |
| 0067.ZAnd | 2 | 1:32 | 23:33:40 | 48:49:06 | 300 | 90 | 3.0 | #12 Symbiotic | 4 | |

BIN BY 2 IS NOT WORKING

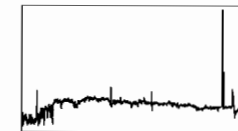
ALSO, COMPS 65, 72, 75, 78, 81, 83, 85, 87 ARE BAD

UT Date 2003-12-21 Observers J HuchraColl. Focus 1019 Grating/Grism 300

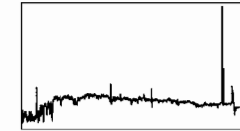
| File | Exp Time | UT Start | RA | Dec | Gr. | P.A. | Slit | Program | Bin | Comments |
|--------------------------|----------|----------|------------|-----------|-----|------|------|----------------|-----|----------|
| 0068.ZAnd | 5 | 1:33 | 23:33:40 | 48:49:06 | 300 | 90 | 3.0 | #12 Symbiotic | 4 | |
| 0069.ZAnd | 5 | 1:33 | 23:33:40 | 48:49:06 | 300 | 90 | 3.0 | #12 Symbiotic | 4 | |
| 0070.ZAnd | 15 | 1:34 | 23:33:40 | 48:49:06 | 300 | 90 | 3.0 | #12 Symbiotic | 4 | |
| 0071.ZAnd | 15 | 1:34 | 23:33:40 | 48:49:06 | 300 | 90 | 3.0 | #12 Symbiotic | 4 | |
| 0072.COMP | 5 | 1:35 | 23:33:40 | 48:49:06 | 300 | 90 | 3.0 | #12 Symbiotic | 4 | |
| 0073.Akn564 | 180 | 1:37 | 22:42:39.4 | +29:43:31 | 300 | 90 | 3.0 | #6 AGN Monitor | 4 | |
| 0074.Akn564 | 180 | 1:40 | 22:42:39.4 | +29:43:31 | 300 | 90 | 3.0 | #6 AGN Monitor | 4 | |
| 0075.COMP | 5 | 1:43 | 22:42:39.4 | +29:43:31 | 300 | 90 | 3.0 | #6 AGN Monitor | 4 | |
| 0076.N7469 | 120 | 1:45 | 23:03:15.7 | +08:52:27 | 300 | 90 | 3.0 | #6 AGN Monitor | 4 | |
| 0077.N7469 | 120 | 1:47 | 23:03:15.7 | +08:52:27 | 300 | 90 | 3.0 | #6 AGN Monitor | 4 | |
| 0078.COMP | 5 | 1:49 | 23:03:15.7 | +08:52:27 | 300 | 90 | 3.0 | #6 AGN Monitor | 4 | |
| 0079.MRK335 | 120 | 1:52 | 00:06:19.6 | +20:12:11 | 300 | 90 | 3.0 | #6 AGN Monitor | 4 | |
| 0080.MRK335 | 120 | 1:54 | 00:06:19.6 | +20:12:11 | 300 | 90 | 3.0 | #6 AGN Monitor | 4 | |
| 0081.COMP | 5 | 1:58 | 00:06:19.6 | +20:12:11 | 300 | 90 | 3.0 | #6 AGN Monitor | 4 | |
| 0082.2MJ20452664+3626122 | 540 | 2:00 | 20:45:26.6 | +36:26:12 | 300 | 90 | 3.0 | #68 2MASS Reds | 4 | |
| 0083.COMP | 5 | 2:10 | 20:45:26.6 | +36:26:12 | 300 | 90 | 3.0 | #68 2MASS Reds | 4 | |
| 0084.2MJ20464406+3639457 | 720 | 2:12 | 20:46:44.0 | +36:39:45 | 300 | 90 | 3.0 | #68 2MASS Reds | 4 | |
| 0085.COMP | 5 | 2:24 | 20:46:44.0 | +36:39:45 | 300 | 90 | 3.0 | #68 2MASS Reds | 4 | |
| 0086.2MJ21064766+4302585 | 600 | 2:26 | 21:06:47.6 | +43:02:58 | 300 | 90 | 3.0 | #68 2MASS Reds | 4 | |
| 0087.COMP | 5 | 2:37 | 21:06:47.6 | +43:02:58 | 300 | 90 | 3.0 | #68 2MASS Reds | 4 | |

UT Date 2003-12-21 Observers J HuchraColl. Focus 1019 Grating/Grism 300

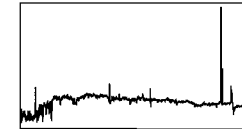
| File | Exp Time | UT Start | RA | Dec | Gr. | P.A. | Slit | Program | Bir | Comments |
|--------------------------|----------|----------|------------|-----------|-----|------|------|----------------|-----|-----------|
| 0088.sn2003jd | 1200 | 2:41 | 23:21:03.3 | -04:53:45 | 300 | 35 | 3.0 | #2 SN Observat | 2 | truncated |
| 0089.COMP | 10 | 3:03 | 23:21:03.3 | -04:53:45 | 300 | 35 | 3.0 | #2 SN Observat | 2 | ↓ |
| 0090.2MJ21322345+4706241 | 900 | 3:10 | 21:32:23.4 | +47:06:24 | 300 | 90 | 3.0 | #68 2MASS Reds | 4 | |
| 0091.COMP | 5 | 3:26 | 21:32:23.4 | +47:06:24 | 300 | 90 | 3.0 | #68 2MASS Reds | 4 | |
| 0092.2MJ01465173+6618392 | 1000 | 3:41 | 01:46:51.7 | +66:18:39 | 300 | 90 | 3.0 | #68 2MASS Reds | 4 | |
| 0093.COMP | 5 | 3:58 | 01:46:51.7 | +66:18:39 | 300 | 90 | 3.0 | #68 2MASS Reds | 4 | |
| 0094.2MJ01465173+6618392 | 1200 | 3:59 | 01:46:51.7 | +66:18:39 | 300 | 90 | 3.0 | #68 2MASS Reds | 4 | |
| 0095.COMP | 5 | 4:20 | 01:46:51.7 | +66:18:39 | 300 | 90 | 3.0 | #68 2MASS Reds | 4 | |
| 0096.2MJ03302536+5015272 | 540 | 4:22 | 03:30:25.3 | +50:15:27 | 300 | 90 | 3.0 | #68 2MASS Reds | 4 | |
| 0097.COMP | 5 | 4:31 | 03:30:25.3 | +50:15:27 | 300 | 90 | 3.0 | #68 2MASS Reds | 4 | |
| 0098.2MJ03391292+4940166 | 900 | 4:34 | 03:39:12.9 | +49:40:16 | 300 | 90 | 3.0 | #68 2MASS Reds | 4 | |
| 0099.COMP | 5 | 4:49 | 03:39:12.9 | +49:40:16 | 300 | 90 | 3.0 | #68 2MASS Reds | 4 | |
| 0100.2MJ03431507+4958488 | 900 | 4:51 | 03:43:15.0 | +49:58:48 | 300 | 90 | 3.0 | #68 2MASS Reds | 4 | |
| 0101.COMP | 5 | 5:07 | 03:43:15.0 | +49:58:48 | 300 | 90 | 3.0 | #68 2MASS Reds | 4 | |
| 0102.2MJ03453445+4927444 | 720 | 5:15 | 03:45:34.4 | +49:27:44 | 300 | 90 | 3.0 | #68 2MASS Reds | 4 | |
| 0103.COMP | 5 | 5:28 | 03:45:34.4 | +49:27:44 | 300 | 90 | 3.0 | #68 2MASS Reds | 4 | |
| 0104.2MJ03573762+4917166 | 200 | 5:30 | 03:57:37.6 | +49:17:16 | 300 | 90 | 3.0 | #68 2MASS Reds | 4 | * |
| 0105.COMP | 5 | 5:34 | 03:57:37.6 | +49:17:16 | 300 | 90 | 3.0 | #68 2MASS Reds | 4 | |
| 0106.2MJ04120222+5555441 | 500 | 5:36 | 04:12:02.2 | +55:55:44 | 300 | 90 | 3.0 | #68 2MASS Reds | 4 | |
| 0107.COMP | 5 | 5:45 | 04:12:02.2 | +55:55:44 | 300 | 90 | 3.0 | #68 2MASS Reds | 4 | |

UT Date 2003-12-21 Observers J HuchraColl. Focus 1019 Grating/Grism 300

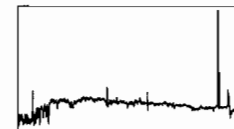
| File | Exp Time | UT Start | RA | Dec | Gr. | P.A. | Slit | Program | Bin | Comments |
|--------------------------|----------|----------|------------|-----------|-----|------|------|----------------|-----|----------|
| 0108.2MJ04165899+4437498 | 360 | 5:46 | 04:16:58.9 | +44:37:49 | 300 | 90 | 3.0 | #68 2MASS Reds | 4 | |
| 0109.COMP | 5 | 5:53 | 04:16:58.9 | +44:37:49 | 300 | 90 | 3.0 | #68 2MASS Reds | 4 | |
| 0110.2MJ04183887+4528349 | 600 | 5:54 | 04:18:38.8 | +45:28:34 | 300 | 90 | 3.0 | #68 2MASS Reds | 4 | |
| 0111.COMP | 5 | 6:04 | 04:18:38.8 | +45:28:34 | 300 | 90 | 3.0 | #68 2MASS Reds | 4 | |
| 0112.2MJ04293785+4131131 | 400 | 6:06 | 04:29:37.8 | +41:31:13 | 300 | 90 | 3.0 | #68 2MASS Reds | 4 | |
| 0113.COMP | 5 | 6:13 | 04:29:37.8 | +41:31:13 | 300 | 90 | 3.0 | #68 2MASS Reds | 4 | |
| 0114.2MJ04274963+5343076 | 480 | 6:14 | 04:27:49.6 | +53:43:07 | 300 | 90 | 3.0 | #68 2MASS Reds | 4 | * |
| 0115.COMP | 5 | 6:23 | 04:27:49.6 | +53:43:07 | 300 | 90 | 3.0 | #68 2MASS Reds | 4 | |
| 0116.2MJ04205271+3659053 | 1200 | 6:28 | 04:20:52.7 | +36:59:05 | 300 | 90 | 3.0 | #68 2MASS Reds | 4 | |
| 0117.COMP | 5 | 6:48 | 04:20:52.7 | +36:59:05 | 300 | 90 | 3.0 | #68 2MASS Reds | 4 | |
| 0118.2MJ04205271+3659053 | 1200 | 6:49 | 04:20:52.7 | +36:59:05 | 300 | 90 | 3.0 | #68 2MASS Reds | 4 | |
| 0119.COMP | 5 | 7:10 | 04:20:52.7 | +36:59:05 | 300 | 90 | 3.0 | #68 2MASS Reds | 4 | |
| 0120.2MJ04410201+2506250 | 1200 | 7:13 | 04:41:02.0 | +25:06:25 | 300 | 90 | 3.0 | #68 2MASS Reds | 4 | |
| 0121.COMP | 5 | 7:34 | 04:41:02.0 | +25:06:25 | 300 | 90 | 3.0 | #68 2MASS Reds | 4 | |
| 0122.2MJ04410201+2506250 | 1200 | 7:36 | 04:41:02.0 | +25:06:25 | 300 | 90 | 3.0 | #68 2MASS Reds | 4 | |
| 0123.COMP | 5 | 7:56 | 04:41:02.0 | +25:06:25 | 300 | 90 | 3.0 | #68 2MASS Reds | 4 | |
| 0124.2MJ04440993+1903401 | 720 | 7:57 | 04:44:09.9 | +19:03:40 | 300 | 90 | 3.0 | #68 2MASS Reds | 4 | |
| 0125.COMP | 5 | 8:10 | 04:44:09.9 | +19:03:40 | 300 | 90 | 3.0 | #68 2MASS Reds | 4 | |
| 0126.sn2003kf | 1200 | 8:15 | 06:04:35.4 | -12:37:42 | 300 | 15 | 3.0 | #2 SN Observat | 4 | |
| 0127.COMP | 5 | 8:36 | 06:04:35.4 | -12:37:42 | 300 | 15 | 3.0 | #2 SN Observat | 4 | |

UT Date 2003-12-21 Observers J HuchraColl. Focus 1019 Grating/Grism 300

| File | Exp Time | UT Start | RA | Dec | Gr. | P.A. | Slit | Program | Bin | Comments |
|---------------------------|----------|----------|------------|-----------|-----|------|------|----------------|-----|----------|
| 0128.2MJ04574093+2327083 | 400 | 8:42 | 04:57:40.9 | +23:27:08 | 300 | 90 | 3.0 | #68 2MASS Reds | 4 | |
| 0129.COMP | 5 | 8:50 | 04:57:40.9 | +23:27:08 | 300 | 90 | 3.0 | #68 2MASS Reds | 4 | |
| 0130.2MJ04572161+2402365 | 600 | 8:51 | 04:57:21.6 | +24:02:36 | 300 | 90 | 3.0 | #68 2MASS Reds | 4 | |
| 0131.COMP | 5 | 9:02 | 04:57:21.6 | +24:02:36 | 300 | 90 | 3.0 | #68 2MASS Reds | 4 | |
| 0132.2MJ04562896+2655087 | 1000 | 9:03 | 04:56:28.9 | +26:55:08 | 300 | 90 | 3.0 | #68 2MASS Reds | 4 | |
| 0133.COMP | 5 | 9:20 | 04:56:28.9 | +26:55:08 | 300 | 90 | 3.0 | #68 2MASS Reds | 4 | |
| 0134.2MJ04562896+2655087 | 1000 | 9:22 | 04:56:28.9 | +26:55:08 | 300 | 90 | 3.0 | #68 2MASS Reds | 4 | |
| 0135.COMP | 5 | 9:39 | 04:56:28.9 | +26:55:08 | 300 | 90 | 3.0 | #68 2MASS Reds | 4 | |
| 0136.2MJ04553812+5218515 | 900 | 9:41 | 04:55:38.1 | +52:18:51 | 300 | 90 | 3.0 | #68 2MASS Reds | 4 | |
| 0137.COMP | 5 | 9:57 | 04:55:38.1 | +52:18:51 | 300 | 90 | 3.0 | #68 2MASS Reds | 4 | |
| 0138.2MJ04553812+5218515 | 900 | 9:59 | 04:55:38.1 | +52:18:51 | 300 | 90 | 3.0 | #68 2MASS Reds | 4 | |
| 0139.COMP | 5 | 9:57 | 04:55:38.1 | +52:18:51 | 300 | 90 | 3.0 | #68 2MASS Reds | 4 | |
| 0140.2MJ05173685+2111510 | 400 | 10:18 | 05:17:36.8 | +21:11:51 | 300 | 75 | 3.0 | #68 2MASS Reds | 4 | |
| 0141.2MJ05173685+2111510 | 600 | 10:26 | 05:17:36.8 | +21:11:51 | 300 | 75 | 3.0 | #68 2MASS Reds | 4 | |
| 0142.COMP | 5 | 10:36 | 05:17:36.8 | +21:11:51 | 300 | 75 | 3.0 | #68 2MASS Reds | 4 | |
| 0143.2MJ05183213+4641348 | 120 | 10:39 | 05:18:32.1 | +46:41:34 | 300 | 90 | 3.0 | #68 2MASS Reds | 4 | * |
| 0144.COMP | 5 | 10:42 | 05:18:32.1 | +46:41:34 | 300 | 90 | 3.0 | #68 2MASS Reds | 4 | |
| 0145.2MJ05183213+4641348S | 600 | 10:43 | 05:18:32.1 | +46:41:34 | 300 | 90 | 3.0 | #68 2MASS Reds | 4 | |
| 0146.COMP | 5 | 10:55 | 05:18:32.1 | +46:41:34 | 300 | 90 | 3.0 | #68 2MASS Reds | 4 | |
| 0147.2MJ05171792+5255522 | 1200 | 10:59 | 05:17:17.9 | +52:55:52 | 300 | 90 | 3.0 | #68 2MASS Reds | 4 | |

UT Date 2003-12-21 Observers J HuchraColl. Focus 1019 Grating/Grism 300

| File | Exp Time | UT Start | RA | Dec | Gr. | P.A. | Slit | Program | Bin | Comments |
|--------------------------|----------|----------|------------|-----------|-----|------|------|----------------|-----|----------|
| 0148.COMP | 5 | 11:20 | 05:17:17.9 | +52:55:52 | 300 | 90 | 3.0 | #68 2MASS Reds | 4 | |
| 0149.2MJ05222630+5110419 | 480 | 11:23 | 05:22:26.3 | +51:10:41 | 300 | 90 | 3.0 | #68 2MASS Reds | 4 | |
| 0150.COMP | 5 | 11:32 | 05:22:26.3 | +51:10:41 | 300 | 90 | 3.0 | #68 2MASS Reds | 4 | |
| 0151.2MJ05245544+5001060 | 540 | 11:33 | 05:24:55.4 | +50:01:06 | 300 | 90 | 3.0 | #68 2MASS Reds | 4 | |
| 0152.COMP | 5 | 11:43 | 05:24:55.4 | +50:01:06 | 300 | 90 | 3.0 | #68 2MASS Reds | 4 | |
| 0153.2MJ05224663+5112476 | 900 | 11:45 | 05:22:46.6 | +51:12:47 | 300 | 90 | 3.0 | #68 2MASS Reds | 4 | |
| 0154.COMP | 5 | 12:00 | 05:22:46.6 | +51:12:47 | 300 | 90 | 3.0 | #68 2MASS Reds | 4 | |
| 0155.2M062943.9p204145 | 600 | 12:04 | 06:29:43.9 | +20:41:45 | 300 | 99 | 3.0 | #68 2MASS Reds | 4 | |
| 0156.COMP | 5 | 12:15 | 06:29:43.9 | +20:41:45 | 300 | 99 | 3.0 | #68 2MASS Reds | 4 | |
| 0157.N3227 | 150 | 12:51 | 10:23:30.6 | +19:51:54 | 300 | 90 | 3.0 | #6 AGN Monitor | 4 | |
| 0158.N3227 | 150 | 12:54 | 10:23:30.6 | +19:51:54 | 300 | 90 | 3.0 | #6 AGN Monitor | 4 | |
| 0159.COMP | 5 | 12:57 | 10:23:30.6 | +19:51:54 | 300 | 90 | 3.0 | #6 AGN Monitor | 4 | |
| 0160.N4051 | 150 | 12:58 | 12:03:09.7 | +44:31:53 | 300 | 90 | 3.0 | #6 AGN Monitor | 4 | |
| 0161.N4051 | 150 | 13:01 | 12:03:09.7 | +44:31:53 | 300 | 90 | 3.0 | #6 AGN Monitor | 4 | |
| 0162.N4051 | 150 | 13:03 | 12:03:09.7 | +44:31:53 | 300 | 90 | 3.0 | #6 AGN Monitor | 4 | |
| 0163.COMP | 5 | 13:06 | 12:03:09.7 | +44:31:53 | 300 | 90 | 3.0 | #6 AGN Monitor | 4 | |
| 0164.Feige34 | 130 | 13:08 | 10:36:41.2 | 43:21:50 | 300 | 90 | 3.0 | #56 Spectropho | 4 | |
| 0165.COMP | 5 | 13:10 | 10:36:41.2 | 43:21:50 | 300 | 90 | 3.0 | #56 Spectropho | 4 | |
| 0166.HD84937 | 7 | 13:13 | 09:48:56.1 | 13:44:39 | 300 | 90 | 3.0 | #56 Spectropho | 4 | |
| 0167.HD84937 | 14 | 13:14 | 09:48:56.1 | 13:44:39 | 300 | 90 | 3.0 | #56 Spectropho | 4 | |

UT Date 2003-12-21 Observers J HuchraColl. Focus 1019 Grating/Grism 300

| <i>File</i> | <i>Exp Time</i> | <i>UT Start</i> | <i>RA</i> | <i>Dec</i> | <i>Gr.</i> | <i>P.A.</i> | <i>Slit</i> | <i>Program</i> | <i>Bin</i> | <i>Comments</i> |
|----------------|-----------------|-----------------|------------|------------|------------|-------------|-------------|----------------|------------|-----------------|
| 0168.COMP | 5 | 13:14 | 09:48:56.1 | 13:44:39 | 300 | 90 | 3.0 | #56 Spectropho | 4 | |
| 0169-0178.BIAS | 0 | 13:17 | 09:48:56.1 | 13:44:39 | 300 | 90 | 3.0 | #68 2MASS Reds | 4 | |
| 0179-0188.FLAT | 6 | 13:19 | 09:48:56.1 | 13:44:39 | 300 | 90 | 3.0 | #68 2MASS Reds | 4 | |