

UT Date 2008-04-07 Observers P BerlindColl. Focus 1330 Grating/Grism 300

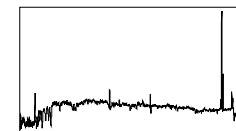
<i>File</i>	<i>Exp Time</i>	<i>UT Start</i>	<i>RA</i>	<i>Dec</i>	<i>Gr.</i>	<i>P.A.</i>	<i>Slit</i>	<i>Program</i>	<i>Bin</i>	<i>Comments</i>
0001-0005.DARK	900	23:56	20:51:01.0	+35:34:55	300	90	3.0	#57 Velocity S	2	
0006-0020.BIAS	0	00:56	20:51:01.0	+35:34:55	300	90	3.0	#57 Velocity S	2	
0021-0035.FLAT	25	01:06	20:51:01.0	+35:34:55	300	90	3.0	#57 Velocity S	2	
0036-0040.sky	3	01:57	07:35:00.0	+32:00:00	300	90	3.0	#57 Velocity S	2	
0041.COMP	10	01:58	07:35:00.0	+32:00:00	300	90	3.0	#57 Velocity S	2	
0042.IPHASB_1914	150	02:27	05:27:01.8	+42:36:23	300	90	3.0	#157 IPHAS	2	
0043.COMP	10	02:30	05:27:01.8	+42:36:23	300	90	3.0	#157 IPHAS	2	
0044.IPHASB_1912	180	02:31	05:26:49.2	+29:10:57	300	90	3.0	#157 IPHAS	2	
0045.COMP	10	02:34	05:26:49.2	+29:10:57	300	90	3.0	#157 IPHAS	2	
0046.IPHASB_1929	150	02:35	05:28:20.7	+26:30:39	300	90	3.0	#157 IPHAS	2	
0047.COMP	10	02:38	05:28:20.7	+26:30:39	300	90	3.0	#157 IPHAS	2	
0048.IPHASB_1887	240	02:39	05:20:50.6	+28:21:26	300	90	3.0	#157 IPHAS	2	
0049.COMP	10	02:43	05:20:50.6	+28:21:26	300	90	3.0	#157 IPHAS	2	
0050.IPHASB_1876	330	02:44	05:15:55.7	+39:48:47	300	90	3.0	#157 IPHAS	2	
0051.COMP	10	02:50	05:15:55.7	+39:48:47	300	90	3.0	#157 IPHAS	2	
0052.IPHASB_1911	272	02:51	05:26:36.7	+39:20:52	300	90	3.0	#157 IPHAS	2	
0053.COMP	10	02:56	05:26:36.7	+39:20:52	300	90	3.0	#157 IPHAS	2	
0054.IPHASB_1916	210	02:57	05:27:04.6	+40:56:44	300	90	3.0	#157 IPHAS	2	
0055.COMP	10	03:00	05:27:04.6	+40:56:44	300	90	3.0	#157 IPHAS	2	
0056.IPHASB_1820	300	03:01	04:54:57.6	+46:24:00	300	90	3.0	#157 IPHAS	2	

UT Date 2008-04-07 Observers P BerlindColl. Focus 1330 Grating/Grism 300

File	Exp Time	UT Start	RA	Dec	Gr.	P.A.	Slit	Program	Bin	Comments
0057.COMP	10	03:07	04:54:57.6	+46:24:00	300	90	3.0	#157 IPHAS	2	
0058.IPHASB.1817	480	03:08	04:54:14.6	+45:29:17	300	90	3.0	#157 IPHAS	2	
0059.COMP	10	03:16	04:54:14.6	+45:29:17	300	90	3.0	#157 IPHAS	2	
0060.IPHASB.1815	720	03:17	04:53:39.4	+46:21:35	300	90	3.0	#157 IPHAS	2	
0061.COMP	10	03:29	04:53:39.4	+46:21:35	300	90	3.0	#157 IPHAS	2	
0062.06221439+5049204	300	03:31	06:22:14.4	+50:49:20	300	90	3.0	#141 Mapping t	2	
0063.COMP	10	03:36	06:22:14.4	+50:49:20	300	90	3.0	#141 Mapping t	2	
0064.06221937+5409376	300	03:37	06:22:19.4	+54:09:38	300	90	3.0	#141 Mapping t	2	
0065.COMP	10	03:42	06:22:19.4	+54:09:38	300	90	3.0	#141 Mapping t	2	
0066.06223578+5530116	300	03:43	06:22:35.8	+55:30:12	300	90	3.0	#141 Mapping t	2	
0067.COMP	10	03:49	06:22:35.8	+55:30:12	300	90	3.0	#141 Mapping t	2	
0068.06224257+3852271	420	03:50	06:22:42.6	+38:52:27	300	90	3.0	#141 Mapping t	2	
0069.COMP	10	03:57	06:22:42.6	+38:52:27	300	90	3.0	#141 Mapping t	2	
0070.06243774+4412195	330	03:58	06:24:37.7	+44:12:19	300	90	3.0	#141 Mapping t	2	
0071.COMP	10	04:04	06:24:37.7	+44:12:19	300	90	3.0	#141 Mapping t	2	
0072.06243929+4428455	330	04:05	06:24:39.3	+44:28:45	300	90	3.0	#141 Mapping t	2	
0073.COMP	10	04:11	06:24:39.3	+44:28:45	300	90	3.0	#141 Mapping t	2	
0074.06255059+4338515	300	04:11	06:25:50.6	+43:38:52	300	90	3.0	#141 Mapping t	2	
0075.COMP	10	04:17	06:25:50.6	+43:38:52	300	90	3.0	#141 Mapping t	2	
0076.06262558+4841330	660	04:18	06:26:25.6	+48:41:33	300	90	3.0	#141 Mapping t	2	

UT Date 2008-04-07 Observers P BerlindColl. Focus 1330 Grating/Grism 300

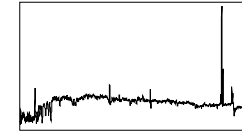
<i>File</i>	<i>Exp Time</i>	<i>UT Start</i>	<i>RA</i>	<i>Dec</i>	<i>Gr.</i>	<i>P.A.</i>	<i>Slit</i>	<i>Program</i>	<i>Bin</i>	<i>Comments</i>
0077.COMP	10	04:29	06:26:25.6	+48:41:33	300	90	3.0	#141 Mapping t	2	
0078.06245408+5057171	330	04:30	06:24:54.1	+50:57:17	300	90	3.0	#141 Mapping t	2	
0079.COMP	10	04:36	06:24:54.1	+50:57:17	300	90	3.0	#141 Mapping t	2	
0080.06232597+5711509	420	04:36	06:23:26.0	+57:11:51	300	90	3.0	#141 Mapping t	2	
0081.COMP	10	04:44	06:23:26.0	+57:11:51	300	90	3.0	#141 Mapping t	2	
0082.06293155+6503399	240	04:45	06:29:31.5	+65:03:40	300	90	3.0	#141 Mapping t	2	
0083.COMP	10	04:49	06:29:31.5	+65:03:40	300	90	3.0	#141 Mapping t	2	
0084.06271994+4755369	360	04:50	06:27:19.9	+47:55:37	300	90	3.0	#141 Mapping t	2	
0085.COMP	10	04:56	06:27:19.9	+47:55:37	300	90	3.0	#141 Mapping t	2	
0086.06291636+4359034	360	04:57	06:29:16.4	+43:59:03	300	90	3.0	#141 Mapping t	2	
0087.COMP	10	05:04	06:29:16.4	+43:59:03	300	90	3.0	#141 Mapping t	2	
0088.06473704+4313301	360	05:05	06:47:37.0	+43:13:30	300	90	3.0	#141 Mapping t	2	
0089.COMP	10	05:11	06:47:37.0	+43:13:30	300	90	3.0	#141 Mapping t	2	
0090.HD84937	20	05:13	09:48:54.9	+13:45:14	300	38	3.0	#56 Spectropho	2	
0091.HD84937	20	05:14	09:48:54.9	+13:45:14	300	38	3.0	#56 Spectropho	2	
0092.HD84937	20	05:14	09:48:54.9	+13:45:14	300	38	3.0	#56 Spectropho	2	
0093.HD84937	20	05:15	09:48:54.9	+13:45:14	300	38	3.0	#56 Spectropho	2	
0094.HD84937	20	05:16	09:48:54.9	+13:45:14	300	38	3.0	#56 Spectropho	2	
0095.COMP	10	05:16	09:48:54.9	+13:45:14	300	38	3.0	#56 Spectropho	2	
0096.Feige34	180	05:18	10:39:36.9	+43:06:11	300	0	3.0	#56 Spectropho	2	

UT Date 2008-04-07 Observers P BerlindColl. Focus 1330 Grating/Grism 300

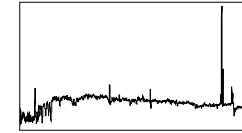
<i>File</i>	<i>Exp Time</i>	<i>UT Start</i>	<i>RA</i>	<i>Dec</i>	<i>Gr.</i>	<i>P.A.</i>	<i>Slit</i>	<i>Program</i>	<i>Bin</i>	<i>Comments</i>
0097.Feige34	180	05:21	10:39:36.9	+43:06:11	300	0	3.0	#56 Spectropho	2	
0098.COMP	10	05:25	10:39:36.9	+43:06:11	300	0	3.0	#56 Spectropho	2	
0099.sn2008Z	1800	05:29	09:43:15.2	+36:17:04	300	97	3.0	#2 SN Observat	2	
0100.COMP	10	05:59	09:43:15.2	+36:17:04	300	97	3.0	#2 SN Observat	2	
0101.sn2008bj	1800	06:04	11:51:47.8	+46:52:30	300	-5	3.0	#2 SN Observat	2	
0102.COMP	10	06:34	11:51:47.8	+46:52:30	300	-5	3.0	#2 SN Observat	2	
0103.sn2008ar	1800	06:37	12:24:37.9	+10:50:17	300	5	3.0	#2 SN Observat	2	
0104.COMP	10	07:07	12:24:37.9	+10:50:17	300	5	3.0	#2 SN Observat	2	
0105.fmfs374	660	07:10	12:59:11.3	-09:02:49	300	0	3.0	#171 Local Uni	2	
0106.COMP	10	07:21	12:59:11.3	-09:02:49	300	0	3.0	#171 Local Uni	2	
0107.fmfs362	660	07:22	12:57:45.8	-17:20:12	300	0	3.0	#171 Local Uni	2	
0108.COMP	10	07:34	12:57:45.8	-17:20:12	300	0	3.0	#171 Local Uni	2	
0109.fmfs372	822	07:35	12:58:58.6	-17:02:36	300	0	3.0	#171 Local Uni	2	
0110.COMP	10	07:49	12:58:58.6	-17:02:36	300	0	3.0	#171 Local Uni	2	
0111.fmfs373	720	07:49	12:58:59.8	-17:24:58	300	0	3.0	#171 Local Uni	2	
0112.COMP	10	08:02	12:58:59.8	-17:24:58	300	0	3.0	#171 Local Uni	2	
0113.fmfs371	600	08:03	12:58:41.9	-17:35:09	300	0	3.0	#171 Local Uni	2	
0114.COMP	10	08:13	12:58:41.9	-17:35:09	300	0	3.0	#171 Local Uni	2	
0115.fmfs386	900	08:14	13:45:22.9	-17:01:14	300	0	3.0	#171 Local Uni	2	
0116.COMP	10	08:30	13:45:22.9	-17:01:14	300	0	3.0	#171 Local Uni	2	

UT Date 2008-04-07 Observers P BerlindColl. Focus 1330 Grating/Grism 300

File	Exp Time	UT Start	RA	Dec	Gr.	P.A.	Slit	Program	Bin	Comments
0117.fmfs387	660	08:31	13:45:32.2	-16:33:32	300	0	3.0	#171 Local Uni	2	
0118.COMP	10	08:42	13:45:32.2	-16:33:32	300	0	3.0	#171 Local Uni	2	
0119.fmfs388	660	08:43	13:45:54.2	-16:56:17	300	0	3.0	#171 Local Uni	2	
0120.COMP	10	08:55	13:45:54.2	-16:56:17	300	0	3.0	#171 Local Uni	2	
0121.14114238-1941189	187	08:56	14:11:42.4	-19:41:19	300	0	3.0	#141 Mapping t	2	ok, no sup star here
0122.COMP	10	09:00	14:11:42.4	-19:41:19	300	0	3.0	#141 Mapping t	2	
0123.SDSSJ1322+4212	954	09:04	13:22:11.0	+42:12:17	300	90	3.0	#181 Populatio	2	
0124.COMP	10	09:20	13:22:11.0	+42:12:17	300	90	3.0	#181 Populatio	2	
0125.SDSSJ1333+5821	960	09:23	13:33:02.8	+58:21:31	300	90	3.0	#181 Populatio	2	
0126.COMP	10	09:40	13:33:02.8	+58:21:31	300	90	3.0	#181 Populatio	2	
0127.17294890+1504448	300	09:41	17:29:48.9	+15:04:45	300	90	3.0	#141 Mapping t	2	
0128.COMP	10	09:47	17:29:48.9	+15:04:45	300	90	3.0	#141 Mapping t	2	
0129.17215387+1138162	240	09:48	17:21:53.9	+11:38:16	300	90	3.0	#141 Mapping t	2	
0130.COMP	10	09:52	17:21:53.9	+11:38:16	300	90	3.0	#141 Mapping t	2	
0131.17232302-0006326	600	09:53	17:23:23.0	-00:06:33	300	90	3.0	#141 Mapping t	2	
0132.COMP	10	10:04	17:23:23.0	-00:06:33	300	90	3.0	#141 Mapping t	2	
0133.17214740-0055152	420	10:04	17:21:47.4	-00:55:15	300	90	3.0	#141 Mapping t	2	
0134.COMP	10	10:12	17:21:47.4	-00:55:15	300	90	3.0	#141 Mapping t	2	
0135.17204648-0102353	420	10:13	17:20:46.5	-01:02:35	300	90	3.0	#141 Mapping t	2	
0136.COMP	10	10:20	17:20:46.5	-01:02:35	300	90	3.0	#141 Mapping t	2	

UT Date 2008-04-07 Observers P BerlindColl. Focus 1330 Grating/Grism 300

File	Exp Time	UT Start	RA	Dec	Gr.	P.A.	Slit	Program	Bin	Comments
0137.17193765-0101065	600	10:21	17:19:37.6	-01:01:07	300	90	3.0	#141 Mapping t	2	
0138.COMP	10	10:31	17:19:37.6	-01:01:07	300	90	3.0	#141 Mapping t	2	
0139.17294556+0529221	330	10:32	17:29:45.6	+05:29:22	300	90	3.0	#141 Mapping t	2	
0140.COMP	10	10:38	17:29:45.6	+05:29:22	300	90	3.0	#141 Mapping t	2	
0141.17333547+0500218	330	10:39	17:33:35.5	+05:00:22	300	90	3.0	#141 Mapping t	2	
0142.COMP	10	10:45	17:33:35.5	+05:00:22	300	90	3.0	#141 Mapping t	2	
0143.17352260+0614428	420	10:46	17:35:22.6	+06:14:43	300	90	3.0	#141 Mapping t	2	
0144.COMP	10	10:54	17:35:22.6	+06:14:43	300	90	3.0	#141 Mapping t	2	
0145.17382401+0543066	330	10:54	17:38:24.0	+05:43:07	300	90	3.0	#141 Mapping t	2	
0146.COMP	10	11:00	17:38:24.0	+05:43:07	300	90	3.0	#141 Mapping t	2	
0147.17404971+0416503	360	11:01	17:40:49.7	+04:16:50	300	90	3.0	#141 Mapping t	2	
0148.COMP	10	11:07	17:40:49.7	+04:16:50	300	90	3.0	#141 Mapping t	2	
0149.17353643+0127518	300	11:08	17:35:36.4	+01:27:52	300	90	3.0	#141 Mapping t	2	
0150.COMP	10	11:14	17:35:36.4	+01:27:52	300	90	3.0	#141 Mapping t	2	
0151.17381634+1305090N	300	11:15	17:38:16.3	+13:05:09	300	90	3.0	#141 Mapping t	2	north comp, star
0152.17381634+1305090S	330	11:20	17:38:16.3	+13:05:09	300	90	3.0	#141 Mapping t	2	south comp, gal
0153.COMP	10	11:26	17:38:16.3	+13:05:09	300	90	3.0	#141 Mapping t	2	
0154.17425306+1612217	390	11:27	17:42:53.1	+16:12:22	300	100	3.0	#141 Mapping t	2	
0155.COMP	10	11:34	17:42:53.1	+16:12:22	300	100	3.0	#141 Mapping t	2	
0156.17420908+1801263	402	11:35	17:42:09.1	+18:01:26	300	90	3.0	#141 Mapping t	2	

UT Date 2008-04-07 Observers P BerlindColl. Focus 1330 Grating/Grism 300

<i>File</i>	<i>Exp Time</i>	<i>UT Start</i>	<i>RA</i>	<i>Dec</i>	<i>Gr.</i>	<i>P.A.</i>	<i>Slit</i>	<i>Program</i>	<i>Bin</i>	<i>Comments</i>
0157.COMP	10	11:42	17:42:09.1	+18:01:26	300	90	3.0	#141 Mapping t	2	
0158.17423911+1929094	300	11:43	17:42:39.1	+19:29:09	300	90	3.0	#141 Mapping t	2	
0159.COMP	10	11:48	17:42:39.1	+19:29:09	300	90	3.0	#141 Mapping t	2	
0160.17525483+1835346	300	11:49	17:52:54.8	+18:35:35	300	90	3.0	#141 Mapping t	2	
0161.COMP	10	11:54	17:52:54.8	+18:35:35	300	90	3.0	#141 Mapping t	2	
0162.18565971+3009148	360	11:55	18:56:59.7	+30:09:15	300	90	3.0	#141 Mapping t	2	
0163.COMP	10	12:02	18:56:59.7	+30:09:15	300	90	3.0	#141 Mapping t	2	
0164-0173.BIAS	0	12:05	18:56:59.7	+30:09:15	300	90	3.0	#57 Velocity S	2	
0174-0188.FLAT	25	12:15	18:56:59.7	+30:09:15	300	90	3.0	#57 Velocity S	2	
0189-0193.DARK	900	13:24	18:56:59.7	+30:09:15	300	90	3.0	#57 Velocity S	2	