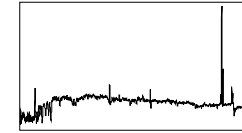
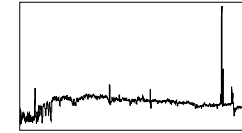
UT Date 2008-04-09 Observers K RinesColl. Focus 1330 Grating/Grism 300

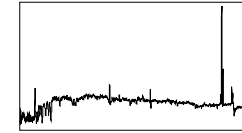
File	Exp Time	UT Start	RA	Dec	Gr.	P.A.	Slit	Program	Bin	Comments
0001-0003.DARK	900	01:37	05:23:32.9	+31:29:58	300	90	3.0	#57 Velocity S	2	
0004-0014.BIAS	0	02:03	05:23:32.9	+31:29:58	300	90	3.0	#57 Velocity S	2	
0015-0029.FLAT	38	02:20	05:23:32.9	+31:29:58	300	90	3.0	#57 Velocity S	2	
0030.COMP	12	02:25	05:23:32.9	+31:29:58	300	90	3.0	#57 Velocity S	2	
0031.05252856+6521538	400	02:54	05:25:28.6	+65:21:54	300	90	3.0	#141 Mapping t	2	
0032.COMP	12	03:01	05:25:28.6	+65:21:54	300	90	3.0	#141 Mapping t	2	
0033.05151076+7606274	720	03:09	05:15:10.8	+76:06:27	300	90	3.0	#141 Mapping t	2	
0034.COMP	12	03:23	05:15:10.8	+76:06:27	300	90	3.0	#141 Mapping t	2	
0035.05222572+7945582	360	03:39	05:22:25.7	+79:45:58	300	90	3.0	#141 Mapping t	2	
0036.COMP	12	03:46	05:22:25.7	+79:45:58	300	90	3.0	#141 Mapping t	2	
0037.05242292+7529075	300	03:49	05:24:22.9	+75:29:07	300	90	3.0	#141 Mapping t	2	
0038.COMP	12	03:55	05:24:22.9	+75:29:07	300	90	3.0	#141 Mapping t	2	
0039.05245307+7347432	300	03:56	05:24:53.1	+73:47:43	300	90	3.0	#141 Mapping t	2	
0040.COMP	12	04:01	05:24:53.1	+73:47:43	300	90	3.0	#141 Mapping t	2	
0041.Feige34	180	04:12	10:39:36.9	+43:06:11	300	90	3.0	#56 Spectropho	2	
0042.Feige34	180	04:16	10:39:36.9	+43:06:11	300	90	3.0	#56 Spectropho	2	
0043.COMP	12	04:19	10:39:36.9	+43:06:11	300	90	3.0	#56 Spectropho	2	
0045.HD84937	20	04:21	09:48:54.9	+13:45:14	300	90	3.0	#56 Spectropho	2	
0046.HD84937	20	04:22	09:48:54.9	+13:45:14	300	90	3.0	#56 Spectropho	2	
0047.HD84937	20	04:23	09:48:54.9	+13:45:14	300	90	3.0	#56 Spectropho	2	

UT Date 2008-04-09 Observers K RinesColl. Focus 1330 Grating/Grism 300

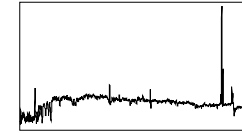
File	Exp Time	UT Start	RA	Dec	Gr.	P.A.	Slit	Program	Bin	Comments
0048.COMP	12	04:23	09:48:54.9	+13:45:14	300	90	3.0	#56 Spectropho	2	
0049.06310332+5133257	360	04:25	06:31:03.3	+51:33:26	300	90	3.0	#141 Mapping t	2	
0050.COMP	12	04:32	06:31:03.3	+51:33:26	300	90	3.0	#141 Mapping t	2	
0051.06311061+5156527	360	04:32	06:31:10.6	+51:56:53	300	90	3.0	#141 Mapping t	2	
0052.COMP	12	04:39	06:31:10.6	+51:56:53	300	90	3.0	#141 Mapping t	2	
0053.06323365+4730226	480	04:40	06:32:33.6	+47:30:23	300	90	3.0	#141 Mapping t	2	
0054.COMP	12	04:49	06:32:33.6	+47:30:23	300	90	3.0	#141 Mapping t	2	
0055.06332033+6328436	300	04:50	06:33:20.3	+63:28:44	300	90	3.0	#141 Mapping t	2	
0056.COMP	12	04:55	06:33:20.3	+63:28:44	300	90	3.0	#141 Mapping t	2	
0057.06374998+6206428	480	04:56	06:37:50.0	+62:06:43	300	90	3.0	#141 Mapping t	2	
0058.COMP	12	05:05	06:37:50.0	+62:06:43	300	90	3.0	#141 Mapping t	2	
0059.06375452+6651064	480	05:07	06:37:54.5	+66:51:06	300	90	3.0	#141 Mapping t	2	
0060.COMP	12	05:15	06:37:54.5	+66:51:06	300	90	3.0	#141 Mapping t	2	
0061.06383345+6307108	360	05:17	06:38:33.4	+63:07:11	300	90	3.0	#141 Mapping t	2	
0062.COMP	12	05:23	06:38:33.4	+63:07:11	300	90	3.0	#141 Mapping t	2	
0063.06390749+5308157	360	05:25	06:39:07.5	+53:08:16	300	90	3.0	#141 Mapping t	2	
0064.COMP	12	05:31	06:39:07.5	+53:08:16	300	90	3.0	#141 Mapping t	2	
0065.06411043+5347255	480	05:32	06:41:10.4	+53:47:25	300	90	3.0	#141 Mapping t	2	
0066.COMP	12	05:41	06:41:10.4	+53:47:25	300	90	3.0	#141 Mapping t	2	
0067.cirsfastf076	415	05:46	11:21:31.8	+03:08:36	300	90	3.0	#172 SDSS Clus	2	

UT Date 2008-04-09 Observers K RinesColl. Focus 1330 Grating/Grism 300

<i>File</i>	<i>Exp Time</i>	<i>UT Start</i>	<i>RA</i>	<i>Dec</i>	<i>Gr.</i>	<i>P.A.</i>	<i>Slit</i>	<i>Program</i>	<i>Bin</i>	<i>Comments</i>
0068.COMP	12	05:53	11:21:31.8	+03:08:36	300	90	3.0	#172 SDSS Clus	2	
0069.cirsfastf076	1200	05:54	11:21:31.8	+03:08:36	300	90	3.0	#172 SDSS Clus	2	
0070.COMP	12	06:15	11:21:31.8	+03:08:36	300	90	3.0	#172 SDSS Clus	2	
0071.cirsfastf077	720	06:16	11:21:35.5	+02:52:55	300	90	3.0	#172 SDSS Clus	2	
0072.COMP	12	06:29	11:21:35.5	+02:52:55	300	90	3.0	#172 SDSS Clus	2	
0073.sn2008bj	1800	06:35	11:51:47.8	+46:52:30	300	90	3.0	#2 SN Observat	2	
0074.COMP	12	07:06	11:51:47.8	+46:52:30	300	90	3.0	#2 SN Observat	2	
0075.sn2008ax	1200	07:09	12:30:40.8	+41:38:15	300	90	3.0	#2 SN Observat	2	
0076.COMP	12	07:29	12:30:40.8	+41:38:15	300	90	3.0	#2 SN Observat	2	
0077.sn2008bf	1200	07:31	12:04:02.9	+20:14:43	300	90	3.0	#2 SN Observat	2	
0078.COMP	12	07:52	12:04:02.9	+20:14:43	300	90	3.0	#2 SN Observat	2	
0079.fmfs398	1200	07:54	13:46:58.5	-16:23:54	300	90	3.0	#171 Local Uni	2	
0080.COMP	12	08:15	13:46:58.5	-16:23:54	300	90	3.0	#171 Local Uni	2	
0081.fmfs400	720	08:17	13:47:12.0	-16:39:05	300	90	3.0	#171 Local Uni	2	
0082.COMP	12	08:29	13:47:12.0	-16:39:05	300	90	3.0	#171 Local Uni	2	
0083.fmfs401	600	08:31	13:47:21.4	-16:32:53	300	90	3.0	#171 Local Uni	2	
0084.COMP	12	08:41	13:47:21.4	-16:32:53	300	90	3.0	#171 Local Uni	2	
0085.fmfs402	1200	08:44	13:47:53.8	-16:38:44	300	90	3.0	#171 Local Uni	2	
0086.COMP	12	09:04	13:47:53.8	-16:38:44	300	90	3.0	#171 Local Uni	2	
0087.fmfs403	1200	09:06	13:48:12.9	-16:49:04	300	90	3.0	#171 Local Uni	2	

UT Date 2008-04-09 Observers K RinesColl. Focus 1330 Grating/Grism 300

<i>File</i>	<i>Exp Time</i>	<i>UT Start</i>	<i>RA</i>	<i>Dec</i>	<i>Gr.</i>	<i>P.A.</i>	<i>Slit</i>	<i>Program</i>	<i>Bin</i>	<i>Comments</i>
0088.COMP	12	09:26	13:48:12.9	-16:49:04	300	90	3.0	#171 Local Uni	2	
0089.fmfs404	1200	09:29	13:48:14.3	-16:37:55	300	90	3.0	#171 Local Uni	2	
0090.COMP	12	09:50	13:48:14.3	-16:37:55	300	90	3.0	#171 Local Uni	2	
0091.fmfs435	300	09:53	16:56:46.9	-01:42:05	300	90	3.0	#171 Local Uni	2	
0092.COMP	12	09:58	16:56:46.9	-01:42:05	300	90	3.0	#171 Local Uni	2	
0093.fmfs434	900	10:00	16:56:35.2	-00:39:17	300	90	3.0	#171 Local Uni	2	
0094.COMP	12	10:15	16:56:35.2	-00:39:17	300	90	3.0	#171 Local Uni	2	
0095.fmfs436	420	10:17	16:57:11.0	-01:49:13	300	90	3.0	#171 Local Uni	2	
0096.COMP	12	10:24	16:57:11.0	-01:49:13	300	90	3.0	#171 Local Uni	2	
0097.fmfs437	420	10:25	16:57:11.5	-01:22:52	300	90	3.0	#171 Local Uni	2	
0098.COMP	12	10:32	16:57:11.5	-01:22:52	300	90	3.0	#171 Local Uni	2	
0099.fmfs438	300	10:33	16:57:23.0	-01:53:26	300	90	3.0	#171 Local Uni	2	
0100.COMP	12	10:39	16:57:23.0	-01:53:26	300	90	3.0	#171 Local Uni	2	
0101.17033472-0422032	420	10:40	17:03:34.7	-04:22:03	300	90	3.0	#141 Mapping t	2	
0102.COMP	12	10:47	17:03:34.7	-04:22:03	300	90	3.0	#141 Mapping t	2	
0103.17035318-2327537	720	10:48	17:03:53.2	-23:27:54	300	90	3.0	#141 Mapping t	2	
0104.COMP	12	11:01	17:03:53.2	-23:27:54	300	90	3.0	#141 Mapping t	2	
0105.17024389-2313430	720	11:02	17:02:43.9	-23:13:43	300	90	3.0	#141 Mapping t	2	
0106.COMP	12	11:15	17:02:43.9	-23:13:43	300	90	3.0	#141 Mapping t	2	
0107.17082670+1422352	900	11:18	17:08:26.7	+14:22:35	300	90	3.0	#141 Mapping t	2	

UT Date 2008-04-09 Observers K RinesColl. Focus 1330 Grating/Grism 300

<i>File</i>	<i>Exp Time</i>	<i>UT Start</i>	<i>RA</i>	<i>Dec</i>	<i>Gr.</i>	<i>P.A.</i>	<i>Slit</i>	<i>Program</i>	<i>Bin</i>	<i>Comments</i>
0108.COMP	12	11:34	17:08:26.7	+14:22:35	300	90	3.0	#141 Mapping t	2	
0109.18195805+1439404	600	11:36	18:19:58.0	+14:39:40	300	90	3.0	#141 Mapping t	2	
0110.COMP	12	11:47	18:19:58.0	+14:39:40	300	90	3.0	#141 Mapping t	2	
0111.17590172+1930423	300	11:48	17:59:01.7	+19:30:42	300	90	3.0	#141 Mapping t	2	
0112.COMP	12	11:53	17:59:01.7	+19:30:42	300	90	3.0	#141 Mapping t	2	
0113.17593379+2352527	300	11:55	17:59:33.8	+23:52:53	300	90	3.0	#141 Mapping t	2	
0114.COMP	12	12:00	17:59:33.8	+23:52:53	300	90	3.0	#141 Mapping t	2	
0115.18212404+1350426	400	12:02	18:21:24.0	+13:50:43	300	90	3.0	#141 Mapping t	2	
0116.COMP	12	12:09	18:21:24.0	+13:50:43	300	90	3.0	#141 Mapping t	2	
0117.N5866	300	12:11	15:06:29.5	+55:45:47	300	90	3.0	#57 Velocity S	2	
0118.COMP	12	12:16	15:06:29.5	+55:45:47	300	90	3.0	#57 Velocity S	2	
0119.AGDra	2	12:18	16:01:41.0	+66:48:10	300	90	3.0	#12 Symbiotic	2	
0120.AGDra	15	12:18	16:01:41.0	+66:48:10	300	90	3.0	#12 Symbiotic	2	
0121.AGDra	45	12:18	16:01:41.0	+66:48:10	300	90	3.0	#12 Symbiotic	2	
0122.COMP	12	12:19	16:01:41.0	+66:48:10	300	90	3.0	#12 Symbiotic	2	
0123-0132.BIAS	0	12:41	19:23:53.0	+29:40:27	300	90	3.0	#171 Local Uni	2	
0133-0147.FLAT	25	12:50	19:23:53.0	+29:40:27	300	90	3.0	#171 Local Uni	2	
0148-0157.DARK	900	15:10	19:23:53.0	+29:40:27	300	90	3.0	#171 Local Uni	2	