

UT Date 2008-12-19 Observers P BerlindColl. Focus 1350 Grating/Grism 300

File	Exp Time	UT Start	RA	Dec	Gr.	P.A.	Slit	Program	Bin	Comments
0001.BIAS	0	23:26	23:00:00.0	+50:00:00	300	90	3.0	#57 Velocity S	2	
0002.BIAS	0	23:26	23:00:00.0	+50:00:00	300	90	3.0	#57 Velocity S	2	start of FAST run
0003.BIAS	0	23:26	23:00:00.0	+50:00:00	300	90	3.0	#57 Velocity S	2	
0004.BIAS	0	23:27	23:00:00.0	+50:00:00	300	90	3.0	#57 Velocity S	2	60-inch focus control remains broken
0005-0010.BIAS	0	23:28	23:00:00.0	+50:00:00	300	90	3.0	#57 Velocity S	2	
0011-0025.FLAT	7	23:33	23:00:00.0	+50:00:00	300	90	3.0	#57 Velocity S	2	
0026-0028.DARK	900	00:06	23:00:00.0	+50:00:00	300	90	3.0	#57 Velocity S	2	
0029-0033.sky	3	00:34	23:00:00.0	+32:00:00	300	90	3.0	#57 Velocity S	2	
0034.COMP	10	00:34	23:00:00.0	+32:00:00	300	90	3.0	#57 Velocity S	2	
0035.ZAnd	5	01:02	23:33:40.0	+48:49:06	300	90	3.0	#12 Symbiotic	2	
0036.ZAnd	15	01:02	23:33:40.0	+48:49:06	300	90	3.0	#12 Symbiotic	2	
0037.ZAnd	45	01:03	23:33:40.0	+48:49:06	300	90	3.0	#12 Symbiotic	2	
0038.COMP	10	01:04	23:33:40.0	+48:49:06	300	90	3.0	#12 Symbiotic	2	
0039.EGAnd	2	01:06	00:44:37.0	+40:40:47	300	90	3.0	#12 Symbiotic	2	
0040.EGAnd	6	01:06	00:44:37.0	+40:40:47	300	90	3.0	#12 Symbiotic	2	
0041.EGAnd	6	01:06	00:44:37.0	+40:40:47	300	90	3.0	#12 Symbiotic	2	
0042.EGAnd	12	01:07	00:44:37.0	+40:40:47	300	90	3.0	#12 Symbiotic	2	
0043.COMP	10	01:07	00:44:37.0	+40:40:47	300	90	3.0	#12 Symbiotic	2	
0044.BDp174708	60	01:10	22:11:31.4	+18:05:34	300	52	3.0	#56 Spectropho	2	
0045.BDp174708	60	01:11	22:11:31.4	+18:05:34	300	52	3.0	#56 Spectropho	2	

UT Date 2008-12-19 Observers P BerlindColl. Focus 1350 Grating/Grism 300

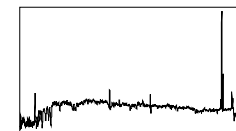
<i>File</i>	<i>Exp Time</i>	<i>UT Start</i>	<i>RA</i>	<i>Dec</i>	<i>Gr.</i>	<i>P.A.</i>	<i>Slit</i>	<i>Program</i>	<i>Bin</i>	<i>Comments</i>
0046.BDp174708	120	01:13	22:11:31.4	+18:05:34	300	52	3.0	#56 Spectropho	2	
0047.COMP	10	01:15	22:11:31.4	+18:05:34	300	52	3.0	#56 Spectropho	2	
0048.BDp284211	120	01:17	21:51:11.0	+28:51:50	300	77	3.0	#56 Spectropho	2	
0049.BDp284211	240	01:19	21:51:11.0	+28:51:50	300	77	3.0	#56 Spectropho	2	
0050.COMP	10	01:24	21:51:11.0	+28:51:50	300	77	3.0	#56 Spectropho	2	
0051.RAqr	2	01:27	23:43:49.0	-15:17:05	300	8	3.0	#12 Symbiotic	2	
0052.RAqr	1	01:28	23:43:49.0	-15:17:05	300	8	3.0	#12 Symbiotic	2	
0053.RAqr	1	01:28	23:43:49.0	-15:17:05	300	8	3.0	#12 Symbiotic	2	
0055.RAqr	5	01:29	23:43:49.0	-15:17:05	300	8	3.0	#12 Symbiotic	2	yes
0056.COMP	10	01:29	23:43:49.0	-15:17:05	300	8	3.0	#12 Symbiotic	2	
0057.N7469	150	01:33	23:03:15.7	+08:52:27	300	30	3.0	#6 AGN Monitor	2	
0058.N7469	150	01:36	23:03:15.7	+08:52:27	300	30	3.0	#6 AGN Monitor	2	
0059.COMP	10	01:38	23:03:15.7	+08:52:27	300	30	3.0	#6 AGN Monitor	2	
0060.IPHASB_4013	241	01:41	22:13:21.1	+52:43:15	300	89	3.0	#157 IPHAS	2	
0061.COMP	10	01:46	22:13:21.1	+52:43:15	300	89	3.0	#157 IPHAS	2	
0062.IPHASB_4016	420	01:47	22:13:56.0	+57:22:59	300	89	3.0	#157 IPHAS	2	
0063.COMP	10	01:54	22:13:56.0	+57:22:59	300	89	3.0	#157 IPHAS	2	
0064.IPHASB_4019	900	01:57	22:14:15.6	+56:04:52	300	89	3.0	#157 IPHAS	2	
0065.COMP	10	02:12	22:14:15.6	+56:04:52	300	89	3.0	#157 IPHAS	2	
0066.IPHASB_4020	720	02:13	22:14:23.1	+57:47:25	300	89	3.0	#157 IPHAS	2	

UT Date 2008-12-19 Observers P BerlindColl. Focus 1350 Grating/Grism 300

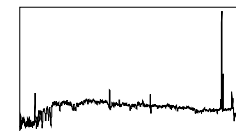
<i>File</i>	<i>Exp Time</i>	<i>UT Start</i>	<i>RA</i>	<i>Dec</i>	<i>Gr.</i>	<i>P.A.</i>	<i>Slit</i>	<i>Program</i>	<i>Bin</i>	<i>Comments</i>
0067.COMP	10	02:26	22:14:23.1	+57:47:25	300	89	3.0	#157 IPHAS	2	
0068.IPHASB_4040	300	02:26	22:15:57.4	+56:45:12	300	89	3.0	#157 IPHAS	2	
0069.COMP	10	02:32	22:15:57.4	+56:45:12	300	89	3.0	#157 IPHAS	2	
0070.IPHASB_4041	242	02:33	22:16:00.0	+60:52:09	300	89	3.0	#157 IPHAS	2	
0071.COMP	10	02:38	22:16:00.0	+60:52:09	300	89	3.0	#157 IPHAS	2	
0072.IPHASB_4085	240	02:39	22:21:46.0	+54:41:39	300	89	3.0	#157 IPHAS	2	
0073.COMP	10	02:43	22:21:46.0	+54:41:39	300	89	3.0	#157 IPHAS	2	
0074.3C66A	480	02:45	02:22:39.6	+43:02:08	300	89	3.0	#6 AGN Monitor	2	
0075.3C66A	480	02:53	02:22:39.6	+43:02:08	300	89	3.0	#6 AGN Monitor	2	
0076.COMP	10	03:02	02:22:39.6	+43:02:08	300	89	3.0	#6 AGN Monitor	2	
0077.IPHAS_B1361	1500	03:05	02:05:04.2	+63:02:16	300	0	3.0	#157 IPHAS	2	
0078.COMP	10	03:31	02:05:04.2	+63:02:16	300	0	3.0	#157 IPHAS	2	
0079.IPHAS_B1374	1200	03:32	02:09:17.9	+61:30:45	300	0	3.0	#157 IPHAS	2	
0080.COMP	10	03:52	02:09:17.9	+61:30:45	300	0	3.0	#157 IPHAS	2	
0081.sn2008ie	1800	04:00	02:43:20.8	+04:58:19	300	0	3.0	#2 SN Observat	2	
0082.COMP	10	04:31	02:43:20.8	+04:58:19	300	0	3.0	#2 SN Observat	2	
0083.IPHAS_B0797	1200	04:34	02:38:41.8	+64:08:26	300	0	3.0	#157 IPHAS	2	
0084.COMP	10	04:54	02:38:41.8	+64:08:26	300	0	3.0	#157 IPHAS	2	
0085.LSIp61303	40	04:55	02:40:31.6	+61:13:46	300	0	3.0	#6 AGN Monitor	2	
0086.LSIp61303	40	04:56	02:40:31.6	+61:13:46	300	0	3.0	#6 AGN Monitor	2	

UT Date 2008-12-19 Observers P BerlindColl. Focus 1350 Grating/Grism 300

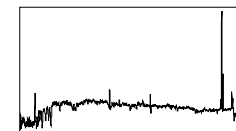
File	Exp Time	UT Start	RA	Dec	Gr.	P.A.	Slit	Program	Bin	Comments
0087.COMP	10	04:57	02:40:31.6	+61:13:46	300	0	3.0	#6 AGN Monitor	2	
0088.02190909+4317098	252	05:01	02:19:09.1	+43:17:10	300	90	3.0	#141 Mapping t	2	
0089.COMP	10	05:06	02:19:09.1	+43:17:10	300	90	3.0	#141 Mapping t	2	
0090.02182123+3631162	300	05:07	02:18:21.2	+36:31:16	300	90	3.0	#141 Mapping t	2	
0091.COMP	10	05:12	02:18:21.2	+36:31:16	300	90	3.0	#141 Mapping t	2	
0092.02191447+3442316	480	05:18	02:19:14.5	+34:42:32	300	90	3.0	#141 Mapping t	2	
0093.COMP	10	05:27	02:19:14.5	+34:42:32	300	90	3.0	#141 Mapping t	2	
0094.02191322+1608530	420	05:28	02:19:13.2	+16:08:53	300	90	3.0	#141 Mapping t	2	
0095.COMP	10	05:36	02:19:13.2	+16:08:53	300	90	3.0	#141 Mapping t	2	
0096.02210727+1600586	660	05:37	02:21:07.3	+16:00:59	300	90	3.0	#141 Mapping t	2	
0097.COMP	10	05:48	02:21:07.3	+16:00:59	300	90	3.0	#141 Mapping t	2	
0098.02214042+1644399	660	05:49	02:21:40.4	+16:44:40	300	90	3.0	#141 Mapping t	2	
0099.COMP	10	06:00	02:21:40.4	+16:44:40	300	90	3.0	#141 Mapping t	2	
0100.02212575+1840247	600	06:01	02:21:25.8	+18:40:25	300	90	3.0	#141 Mapping t	2	
0101.COMP	10	06:12	02:21:25.8	+18:40:25	300	90	3.0	#141 Mapping t	2	
0102.02230586+1119282	600	06:13	02:23:05.9	+11:19:28	300	90	3.0	#141 Mapping t	2	
0103.COMP	10	06:23	02:23:05.9	+11:19:28	300	90	3.0	#141 Mapping t	2	
0104.02234071+1427061	720	06:24	02:23:40.7	+14:27:06	300	90	3.0	#141 Mapping t	2	
0105.COMP	10	06:37	02:23:40.7	+14:27:06	300	90	3.0	#141 Mapping t	2	
0106.02241402+1703569	720	06:38	02:24:14.0	+17:03:57	300	90	3.0	#141 Mapping t	2	

UT Date 2008-12-19 Observers P BerlindColl. Focus 1350 Grating/Grism 300

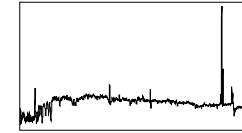
<i>File</i>	<i>Exp Time</i>	<i>UT Start</i>	<i>RA</i>	<i>Dec</i>	<i>Gr.</i>	<i>P.A.</i>	<i>Slit</i>	<i>Program</i>	<i>Bin</i>	<i>Comments</i>
0107.COMP	10	06:50	02:24:14.0	+17:03:57	300	90	3.0	#141 Mapping t	2	stopped by clouds
0108.02581017+3137174	566	07:35	02:58:10.2	+31:37:17	300	90	3.0	#141 Mapping t	2	
0109.COMP	10	07:45	02:58:10.2	+31:37:17	300	90	3.0	#141 Mapping t	2	
0110.02584733+3543577	720	07:46	02:58:47.3	+35:43:58	300	90	3.0	#141 Mapping t	2	
0111.COMP	10	07:58	02:58:47.3	+35:43:58	300	90	3.0	#141 Mapping t	2	
0112.02594211+3602171	600	08:00	02:59:42.6	+36:02:09	300	90	3.0	#141 Mapping t	2	
0113.COMP	10	08:10	02:59:42.6	+36:02:09	300	90	3.0	#141 Mapping t	2	
0114.03313276+3840105	600	08:11	03:31:32.8	+38:40:11	300	90	3.0	#141 Mapping t	2	
0115.COMP	10	08:21	03:31:32.8	+38:40:11	300	90	3.0	#141 Mapping t	2	
0116.03314826+3857261	900	08:22	03:31:48.3	+38:57:26	300	90	3.0	#141 Mapping t	2	
0117.COMP	10	08:38	03:31:48.3	+38:57:26	300	90	3.0	#141 Mapping t	2	
0118.N2333003714	30	08:40	08:28:08.0	+38:20:23	300	90	3.0	#184 M44 Varia	2	
0119.COMP	10	08:41	08:28:08.0	+38:20:23	300	90	3.0	#184 M44 Varia	2	
0120.N2332302372	20	08:42	08:29:00.4	+30:07:38	300	90	3.0	#184 M44 Varia	2	
0121.COMP	10	08:43	08:29:00.4	+30:07:38	300	90	3.0	#184 M44 Varia	2	
0122.N2332111134	20	08:44	08:36:09.8	+29:51:25	300	90	3.0	#184 M44 Varia	2	
0123.N2332303382	30	08:45	08:34:29.0	+30:47:34	300	90	3.0	#184 M44 Varia	2	
0124.N2332300312	60	08:46	08:34:38.8	+31:33:15	300	90	3.0	#184 M44 Varia	2	
0125.COMP	10	08:47	08:34:38.8	+31:33:15	300	90	3.0	#184 M44 Varia	2	
0126.N2312301234	90	08:48	08:30:16.5	+20:56:16	300	90	3.0	#184 M44 Varia	2	

UT Date 2008-12-19 Observers P BerlindColl. Focus 1350 Grating/Grism 300

File	Exp Time	UT Start	RA	Dec	Gr.	P.A.	Slit	Program	Bin	Comments
0127.N2312332592	20	08:50	08:30:22.5	+21:09:27	300	90	3.0	#184 M44 Varia	2	
0128.N2312301224	120	08:51	08:31:18.1	+20:57:40	300	90	3.0	#184 M44 Varia	2	
0129.N2312301237	90	08:54	08:31:26.0	+20:55:00	300	90	3.0	#184 M44 Varia	2	
0130.COMP	10	08:56	08:31:26.0	+20:55:00	300	90	3.0	#184 M44 Varia	2	
0131.N2312132339	30	08:57	08:30:13.9	+15:58:18	300	90	3.0	#184 M44 Varia	2	
0132.N2313103457	90	08:58	08:32:55.2	+13:11:28	300	90	3.0	#184 M44 Varia	2	
0133.COMP	10	09:00	08:32:55.2	+13:11:28	300	90	3.0	#184 M44 Varia	2	
0134.N2210123247	30	09:01	08:36:47.4	+06:59:22	300	90	3.0	#184 M44 Varia	2	
0135.COMP	10	09:02	08:36:47.4	+06:59:22	300	90	3.0	#184 M44 Varia	2	
0136.N2312110301	140	09:03	08:38:55.0	+18:24:28	300	90	3.0	#184 M44 Varia	2	
0137.N2312220105	240	09:06	08:39:54.6	+19:49:19	300	90	3.0	#184 M44 Varia	2	
0138.N2312303466	20	09:11	08:32:07.2	+19:34:28	300	90	3.0	#184 M44 Varia	2	
0139.COMP	10	09:12	08:32:07.2	+19:34:28	300	90	3.0	#184 M44 Varia	2	
0140.N2312301371	100	09:13	08:33:24.3	+21:20:21	300	90	3.0	#184 M44 Varia	2	
0141.N2312301345	100	09:15	08:33:31.8	+21:30:50	300	90	3.0	#184 M44 Varia	2	
0142.N2312222402	75	09:17	08:34:15.5	+21:28:38	300	90	3.0	#184 M44 Varia	2	
0143.N2312301422	100	09:19	08:34:28.8	+21:10:34	300	90	3.0	#184 M44 Varia	2	
0144.N2312222334	100	09:21	08:34:30.9	+21:33:52	300	90	3.0	#184 M44 Varia	2	
0145.COMP	10	09:23	08:34:30.9	+21:33:52	300	90	3.0	#184 M44 Varia	2	
0146.N2332121271	20	09:24	08:37:20.6	+25:59:04	300	90	3.0	#184 M44 Varia	2	

UT Date 2008-12-19 Observers P BerlindColl. Focus 1350 Grating/Grism 300

File	Exp Time	UT Start	RA	Dec	Gr.	P.A.	Slit	Program	Bin	Comments
0147.N2332123742	30	09:25	08:34:28.0	+26:13:47	300	90	3.0	#184 M44 Varia	2	
0148.N2332133608	120	09:26	08:40:02.4	+27:43:32	300	90	3.0	#184 M44 Varia	2	
0149.COMP	10	09:29	08:40:02.4	+27:43:32	300	90	3.0	#184 M44 Varia	2	
0150.N2332133455	15	09:30	08:40:16.9	+28:06:00	300	90	3.0	#184 M44 Varia	2	
0151.N2332133399	15	09:30	08:40:15.5	+28:20:17	300	90	3.0	#184 M44 Varia	2	
0152.N2332111134	15	09:31	08:36:09.8	+29:51:25	300	90	3.0	#184 M44 Varia	2	
0153.COMP	10	09:32	08:36:09.8	+29:51:25	300	90	3.0	#184 M44 Varia	2	
0154.N2332303246	15	09:34	08:33:00.0	+31:06:49	300	90	3.0	#184 M44 Varia	2	
0155.COMP	10	09:34	08:33:00.0	+31:06:49	300	90	3.0	#184 M44 Varia	2	
0156.N2333013521	15	09:35	08:40:25.5	+35:36:24	300	90	3.0	#184 M44 Varia	2	
0157.COMP	10	09:36	08:40:25.5	+35:36:24	300	90	3.0	#184 M44 Varia	2	
0158.N2332110643	15	09:37	08:41:25.5	+30:50:52	300	90	3.0	#184 M44 Varia	2	
0159.N2332113390	15	09:37	08:41:48.6	+30:27:41	300	90	3.0	#184 M44 Varia	2	
0160.N2332113290	15	09:38	08:42:32.3	+30:38:44	300	90	3.0	#184 M44 Varia	2	
0161.COMP	10	09:39	08:42:32.3	+30:38:44	300	90	3.0	#184 M44 Varia	2	
0162.N2313132339	20	09:40	08:44:19.9	+13:39:51	300	90	3.0	#184 M44 Varia	2	
0163.N2313133773	100	09:41	08:41:40.2	+15:00:12	300	90	3.0	#184 M44 Varia	2	
0164.COMP	10	09:43	08:41:40.2	+15:00:12	300	90	3.0	#184 M44 Varia	2	
0165.N2312220436	120	09:44	08:43:37.4	+19:56:12	300	90	3.0	#184 M44 Varia	2	
0166.N2312221611	120	09:46	08:47:49.3	+21:07:18	300	90	3.0	#184 M44 Varia	2	

UT Date 2008-12-19 Observers P BerlindColl. Focus 1350 Grating/Grism 300

<i>File</i>	<i>Exp Time</i>	<i>UT Start</i>	<i>RA</i>	<i>Dec</i>	<i>Gr.</i>	<i>P.A.</i>	<i>Slit</i>	<i>Program</i>	<i>Bin</i>	<i>Comments</i>
0167.N2313012220	20	09:49	08:49:38.1	+21:12:50	300	90	3.0	#184 M44 Varia	2	
0168.COMP	10	09:49	08:49:38.1	+21:12:50	300	90	3.0	#184 M44 Varia	2	
0169.N2312233300	45	09:50	08:40:38.8	+23:15:50	300	90	3.0	#184 M44 Varia	2	
0170.N2312201148	20	09:52	08:47:04.4	+24:55:37	300	90	3.0	#184 M44 Varia	2	
0171.COMP	10	09:52	08:47:04.4	+24:55:37	300	90	3.0	#184 M44 Varia	2	
0172.N2332103371	20	09:53	08:47:56.3	+26:28:09	300	90	3.0	#184 M44 Varia	2	
0173.N2332102241	20	09:54	08:46:38.6	+26:31:47	300	90	3.0	#184 M44 Varia	2	
0174.COMP	10	09:55	08:46:38.6	+26:31:47	300	90	3.0	#184 M44 Varia	2	
0175.N2332112481	20	09:56	08:46:08.3	+28:58:07	300	90	3.0	#184 M44 Varia	2	
0176.COMP	10	09:56	08:46:08.3	+28:58:07	300	90	3.0	#184 M44 Varia	2	
0177.N2333030264	20	09:57	08:46:12.6	+36:54:42	300	90	3.0	#184 M44 Varia	2	
0178.N2333022239	30	09:58	08:44:00.2	+38:18:52	300	90	3.0	#184 M44 Varia	2	
0179.COMP	10	09:59	08:44:00.2	+38:18:52	300	90	3.0	#184 M44 Varia	2	
0180.N2331113137	30	10:00	08:44:39.0	+41:48:38	300	90	3.0	#184 M44 Varia	2	
0181.N2331130296	30	10:01	08:44:03.1	+43:11:42	300	90	3.0	#184 M44 Varia	2	
0182.COMP	10	10:02	08:44:03.1	+43:11:42	300	90	3.0	#184 M44 Varia	2	stopped by clouds
0183.N3227	303	10:25	10:23:30.6	+19:51:54	300	90	3.0	#185 NGC3227 M	2	
0184.COMP	10	10:31	10:23:30.6	+19:51:54	300	90	3.0	#185 NGC3227 M	2	
0185.N3227	360	10:41	10:23:30.6	+19:51:54	300	90	3.0	#185 NGC3227 M	2	
0186.COMP	10	10:47	10:23:30.6	+19:51:54	300	90	3.0	#185 NGC3227 M	2	

UT Date 2008-12-19 Observers P BerlindColl. Focus 1350 Grating/Grism 300

<i>File</i>	<i>Exp Time</i>	<i>UT Start</i>	<i>RA</i>	<i>Dec</i>	<i>Gr.</i>	<i>P.A.</i>	<i>Slit</i>	<i>Program</i>	<i>Bin</i>	<i>Comments</i>
0187.sn2008if	1800	10:50	09:20:23.5	-07:52:33	300	10	3.0	#2 SN Observat	2	
0188.COMP	10	11:21	09:20:23.5	-07:52:33	300	10	3.0	#2 SN Observat	2	
0189.sn2008if	1800	11:22	09:20:23.5	-07:52:33	300	10	3.0	#2 SN Observat	2	
0190.COMP	10	11:52	09:20:23.5	-07:52:33	300	10	3.0	#2 SN Observat	2	
0191.sn2008hv	1800	11:54	09:07:34.1	+03:23:32	300	34	3.0	#2 SN Observat	2	
0192.COMP	10	12:25	09:07:34.1	+03:23:32	300	34	3.0	#2 SN Observat	2	
0193.Feige34	210	12:27	10:39:36.7	+43:06:09	300	89	3.0	#56 Spectropho	2	
0194.Feige34	210	12:31	10:39:36.7	+43:06:09	300	89	3.0	#56 Spectropho	2	
0195.COMP	10	12:35	10:39:36.7	+43:06:09	300	89	3.0	#56 Spectropho	2	
0196.MRK421	240	12:36	11:04:27.4	+38:12:32	300	89	3.0	#6 AGN Monitor	2	
0197.MRK421	240	12:40	11:04:27.4	+38:12:32	300	89	3.0	#6 AGN Monitor	2	
0198.COMP	10	12:44	11:04:27.4	+38:12:32	300	89	3.0	#6 AGN Monitor	2	
0199.WCom	360	12:46	12:21:31.7	+28:13:59	300	89	3.0	#6 AGN Monitor	2	
0200.WCom	360	12:52	12:21:31.7	+28:13:59	300	89	3.0	#6 AGN Monitor	2	
0201.COMP	10	12:58	12:21:31.7	+28:13:59	300	89	3.0	#6 AGN Monitor	2	
0202.N4051	150	12:59	12:03:09.7	+44:31:53	300	89	3.0	#6 AGN Monitor	2	
0203.N4051	150	13:02	12:03:09.7	+44:31:53	300	89	3.0	#6 AGN Monitor	2	
0204.COMP	10	13:05	12:03:09.7	+44:31:53	300	89	3.0	#6 AGN Monitor	2	
0205.N4151	30	13:06	12:10:32.6	+39:24:21	300	89	3.0	#6 AGN Monitor	2	
0206.N4151	30	13:07	12:10:32.6	+39:24:21	300	89	3.0	#6 AGN Monitor	2	

UT Date 2008-12-19 Observers P BerlindColl. Focus 1350 Grating/Grism 300

<i>File</i>	<i>Exp Time</i>	<i>UT Start</i>	<i>RA</i>	<i>Dec</i>	<i>Gr.</i>	<i>P.A.</i>	<i>Slit</i>	<i>Program</i>	<i>Bin</i>	<i>Comments</i>
0207.N4151	90	13:07	12:10:32.6	+39:24:21	300	89	3.0	#6 AGN Monitor	2	
0208.COMP	10	13:09	12:10:32.6	+39:24:21	300	89	3.0	#6 AGN Monitor	2	
0209.N4258	120	13:11	12:18:57.5	+47:18:14	300	89	3.0	#6 AGN Monitor	2	
0210.N4258	120	13:13	12:18:57.5	+47:18:14	300	89	3.0	#6 AGN Monitor	2	
0211.COMP	10	13:15	12:18:57.5	+47:18:14	300	89	3.0	#6 AGN Monitor	2	
0212.M87	90	13:18	12:30:49.4	+12:23:28	300	89	3.0	#6 AGN Monitor	2	
0213.M87	90	13:20	12:30:49.4	+12:23:28	300	89	3.0	#6 AGN Monitor	2	
0214.COMP	10	13:22	12:30:49.4	+12:23:28	300	89	3.0	#6 AGN Monitor	2	
0215-0224.BIAS	0	13:25	12:30:49.4	+12:23:28	300	89	3.0	#185 NGC3227 M	2	
0225.FLAT	7	13:26	12:30:49.4	+12:23:28	300	89	3.0	#185 NGC3227 M	2	hot
0226-0239.FLAT	7	13:30	12:30:49.4	+12:23:28	300	89	3.0	#185 NGC3227 M	2	
0240-0244.DARK	900	14:41	12:30:49.4	+12:23:28	300	89	3.0	#185 NGC3227 M	2	