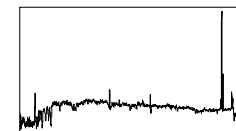
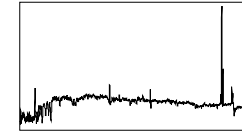
UT Date 2009-02-26 Observers HuchraColl. Focus 1350 Grating/Grism 300

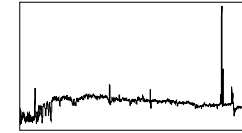
<i>File</i>	<i>Exp Time</i>	<i>UT Start</i>	<i>RA</i>	<i>Dec</i>	<i>Gr.</i>	<i>P.A.</i>	<i>Slit</i>	<i>Program</i>	<i>Bin</i>	<i>Comments</i>
0001-0010.BIAS	0	01:47	12:21:31.7	+28:13:59	300	89	3.0	#112 Orion PMS	2	
0011-0025.FLAT	7	01:52	12:21:31.7	+28:13:59	300	89	3.0	#112 Orion PMS	2	
0026.HD19445	10	02:10	03:08:25.6	+26:19:51	300	89	3.0	#56 Spectropho	2	
0027.HD19445	10	02:13	03:08:25.6	+26:19:51	300	89	3.0	#56 Spectropho	2	
0028.COMP	5	02:14	03:08:25.6	+26:19:51	300	89	3.0	#56 Spectropho	2	
0029.3C66A	360	02:18	02:22:39.6	+43:02:08	300	89	3.0	#6 AGN Monitor	2	
0030.3C66A	360	02:24	02:22:39.6	+43:02:08	300	89	3.0	#6 AGN Monitor	2	
0031.COMP	5	02:31	02:22:39.6	+43:02:08	300	89	3.0	#6 AGN Monitor	2	
0032.03050558+4403167	900	02:37	03:05:06.1	+44:03:19	300	89	3.0	#141 Mapping t	2	
0033.COMP	5	02:52	03:05:06.1	+44:03:19	300	89	3.0	#141 Mapping t	2	
0034.03061410+4111333	480	02:55	03:06:14.1	+41:11:33	300	89	3.0	#141 Mapping t	2	
0035.COMP	5	03:04	03:06:14.1	+41:11:33	300	89	3.0	#141 Mapping t	2	
0036.03063276+4443099	780	03:07	03:06:32.8	+44:43:10	300	109	3.0	#141 Mapping t	2	
0037.COMP	10	03:21	03:06:32.8	+44:43:10	300	109	3.0	#141 Mapping t	2	
0038.03063276+4443099	780	03:22	03:06:32.8	+44:43:10	300	109	3.0	#141 Mapping t	2	
0039.COMP	10	03:35	03:06:32.8	+44:43:10	300	109	3.0	#141 Mapping t	2	
0040.03064472+4249580	480	03:37	03:06:44.7	+42:49:58	300	91	3.0	#141 Mapping t	2	
0041.COMP	10	03:46	03:06:44.7	+42:49:58	300	91	3.0	#141 Mapping t	2	
0042.03073546+4213271	720	03:48	03:07:35.5	+42:13:27	300	91	3.0	#141 Mapping t	2	
0043.COMP	10	04:00	03:07:35.5	+42:13:27	300	91	3.0	#141 Mapping t	2	

UT Date 2009-02-26 Observers HuchraColl. Focus 1350 Grating/Grism 300

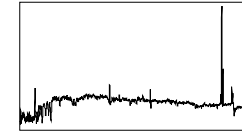
File	Exp Time	UT Start	RA	Dec	Gr.	P.A.	Slit	Program	Bin	Comments
0044.03074065+4245291	429	04:03	03:07:40.7	+42:45:29	300	91	3.0	#141 Mapping t	2	
0045.COMP	10	04:13	03:07:40.7	+42:45:29	300	91	3.0	#141 Mapping t	2	
0046.03400015+4033128	480	04:17	03:40:00.1	+40:33:13	300	91	3.0	#141 Mapping t	2	
0047.COMP	10	04:26	03:40:00.1	+40:33:13	300	91	3.0	#141 Mapping t	2	
0048.03401095+4227246	480	04:28	03:40:11.0	+42:27:25	300	104	3.0	#141 Mapping t	2	
0049.COMP	10	04:37	03:40:11.0	+42:27:25	300	104	3.0	#141 Mapping t	2	
0050.03432179+4008507	480	04:39	03:43:21.8	+40:08:51	300	90	3.0	#141 Mapping t	2	
0051.COMP	10	04:48	03:43:21.8	+40:08:51	300	90	3.0	#141 Mapping t	2	
0052.03434316+4101365	720	04:50	03:43:43.2	+41:01:36	300	90	3.0	#141 Mapping t	2	
0053.COMP	10	05:03	03:43:43.2	+41:01:36	300	90	3.0	#141 Mapping t	2	
0054.03434316+4101365	729	05:05	03:43:43.2	+41:01:36	300	90	3.0	#141 Mapping t	2	
0055.COMP	10	05:18	03:43:43.2	+41:01:36	300	90	3.0	#141 Mapping t	2	
0056.cvso-68331	480	05:24	05:50:03.5	+01:55:21	300	90	3.0	#112 Orion PMS	2	
0057.COMP	10	05:33	05:50:03.5	+01:55:21	300	90	3.0	#112 Orion PMS	2	
0058.cvso-78201	300	05:35	05:50:04.9	+01:35:45	300	90	3.0	#112 Orion PMS	2	
0059.COMP	10	05:42	05:50:04.9	+01:35:45	300	90	3.0	#112 Orion PMS	2	
0060.cvso-73456	500	05:43	05:50:05.0	+00:20:46	300	90	3.0	#112 Orion PMS	2	
0061.COMP	10	05:52	05:50:05.0	+00:20:46	300	90	3.0	#112 Orion PMS	2	
0062.cvso-54346	450	05:53	05:50:06.5	-00:19:17	300	90	3.0	#112 Orion PMS	2	
0063.COMP	10	06:02	05:50:06.5	-00:19:17	300	90	3.0	#112 Orion PMS	2	

UT Date 2009-02-26 Observers HuchraColl. Focus 1350 Grating/Grism 300

<i>File</i>	<i>Exp Time</i>	<i>UT Start</i>	<i>RA</i>	<i>Dec</i>	<i>Gr.</i>	<i>P.A.</i>	<i>Slit</i>	<i>Program</i>	<i>Bin</i>	<i>Comments</i>
0064.cvso-61440	330	06:04	05:50:08.2	-01:16:51	300	90	3.0	#112 Orion PMS	2	
0065.COMP	10	06:10	05:50:08.2	-01:16:51	300	90	3.0	#112 Orion PMS	2	
0066.cvso-73585	330	06:12	05:50:14.1	+00:49:46	300	90	3.0	#112 Orion PMS	2	
0067.COMP	10	06:18	05:50:14.1	+00:49:46	300	90	3.0	#112 Orion PMS	2	
0068.cvso-49919	360	06:21	05:50:17.2	-02:11:33	300	90	3.0	#112 Orion PMS	2	
0069.COMP	10	06:28	05:50:17.2	-02:11:33	300	90	3.0	#112 Orion PMS	2	
0070.sn2008hv	1800	06:38	09:07:34.1	+03:23:32	300	90	3.0	#2 SN Observat	2	
0071.COMP	10	07:10	09:07:34.1	+03:23:32	300	90	3.0	#2 SN Observat	2	
0072.SDSSJ0925+5256	1200	07:21	09:25:25.5	+52:56:52	300	90	3.0	#181 Populatio	2	
0073.COMP	10	07:42	09:25:25.5	+52:56:52	300	90	3.0	#181 Populatio	2	
0074.SDSSJ1121+4756	1500	07:47	11:21:27.9	+47:56:25	300	90	3.0	#181 Populatio	2	
0075.COMP	10	08:13	11:21:27.9	+47:56:25	300	90	3.0	#181 Populatio	2	
0076.Feige34	90	08:17	10:39:36.7	+43:06:09	300	90	3.0	#56 Spectropho	2	
0077.Feige34	90	08:18	10:39:36.7	+43:06:09	300	90	3.0	#56 Spectropho	2	
0078.COMP	10	08:20	10:39:36.7	+43:06:09	300	90	3.0	#56 Spectropho	2	
0079.HD84937	30	08:24	09:49:25.4	+13:42:13	300	45	3.0	#56 Spectropho	2	Rot 45
0080.HD84937	20	08:25	09:49:25.4	+13:42:13	300	45	3.0	#56 Spectropho	2	Rot 45
0081.COMP	10	08:26	09:49:25.4	+13:42:13	300	45	3.0	#56 Spectropho	2	
0082.2M103128.78+2402325	450	08:32	10:31:28.8	+24:02:33	300	62	3.0	#141 Mapping t	2	
0083.COMP	10	08:41	10:31:28.8	+24:02:33	300	62	3.0	#141 Mapping t	2	

UT Date 2009-02-26 Observers HuchraColl. Focus 1350 Grating/Grism 300

File	Exp Time	UT Start	RA	Dec	Gr.	P.A.	Slit	Program	Bin	Comments
0084.2M103150.65+2055320	720	08:42	10:31:50.6	+20:55:32	300	89	3.0	#141 Mapping t	2	
0085.COMP	10	08:55	10:31:50.6	+20:55:32	300	89	3.0	#141 Mapping t	2	
0086.2M103421.73+1757535	360	08:56	10:34:21.7	+17:57:54	300	89	3.0	#141 Mapping t	2	
0087.COMP	10	09:03	10:34:21.7	+17:57:54	300	89	3.0	#141 Mapping t	2	
0088.2M103807.86+2644223	360	09:05	10:38:07.9	+26:44:22	300	89	3.0	#141 Mapping t	2	
0089.COMP	10	09:11	10:38:07.9	+26:44:22	300	89	3.0	#141 Mapping t	2	
0090.2M103908.56+2547068	300	09:13	10:39:08.6	+25:47:07	300	89	3.0	#141 Mapping t	2	
0091.COMP	10	09:19	10:39:08.6	+25:47:07	300	89	3.0	#141 Mapping t	2	
0092.sn2008in	1800	09:25	12:22:01.8	+04:28:47	300	89	3.0	#2 SN Observat	2	
0093.COMP	10	09:56	12:22:01.8	+04:28:47	300	89	3.0	#2 SN Observat	2	
0094.sn2008ip	1800	10:00	12:57:50.2	+36:22:34	300	89	3.0	#2 SN Observat	2	
0095.COMP	10	10:31	12:57:50.2	+36:22:34	300	89	3.0	#2 SN Observat	2	
0096.MRK421	240	10:33	11:04:27.4	+38:12:32	300	89	3.0	#6 AGN Monitor	2	
0097.MRK421	240	10:37	11:04:27.4	+38:12:32	300	89	3.0	#6 AGN Monitor	2	
0098.COMP	10	10:42	11:04:27.4	+38:12:32	300	89	3.0	#6 AGN Monitor	2	
0099.WCom	600	10:44	12:21:31.7	+28:13:59	300	89	3.0	#6 AGN Monitor	2	
0100.COMP	10	10:55	12:21:31.7	+28:13:59	300	89	3.0	#6 AGN Monitor	2	
0101.2M133505.66+3643201	720	10:59	13:35:05.7	+36:43:20	300	89	3.0	#141 Mapping t	2	
0102.COMP	10	11:11	13:35:05.7	+36:43:20	300	89	3.0	#141 Mapping t	2	
0103.2M133540.62+3600042	450	11:13	13:35:40.6	+36:00:04	300	89	3.0	#141 Mapping t	2	

UT Date 2009-02-26 Observers HuchraColl. Focus 1350 Grating/Grism 300

File	Exp Time	UT Start	RA	Dec	Gr.	P.A.	Slit	Program	Bin	Comments
0104.COMP	10	11:21	13:35:40.6	+36:00:04	300	89	3.0	#141 Mapping t	2	
0105.2M134119.83+3656066	420	11:23	13:41:19.8	+36:56:07	300	89	3.0	#141 Mapping t	2	
0106.COMP	10	11:31	13:41:19.8	+36:56:07	300	89	3.0	#141 Mapping t	2	
0107.2M135139.66+0926113	450	11:33	13:51:39.7	+09:26:11	300	89	3.0	#141 Mapping t	2	
0108.COMP	10	11:41	13:51:39.7	+09:26:11	300	89	3.0	#141 Mapping t	2	
0109.2M135214.86+0755214	450	11:43	13:52:14.9	+07:55:21	300	89	3.0	#141 Mapping t	2	
0110.COMP	10	11:51	13:52:14.9	+07:55:21	300	89	3.0	#141 Mapping t	2	
0111.2M135323.71+2302553	600	11:54	13:53:23.7	+23:02:55	300	89	3.0	#141 Mapping t	2	
0112.COMP	10	12:05	13:53:23.7	+23:02:55	300	89	3.0	#141 Mapping t	2	
0113.2M135342.87+3055026	400	12:07	13:53:42.9	+30:55:03	300	89	3.0	#141 Mapping t	2	
0114.COMP	10	12:14	13:53:42.9	+30:55:03	300	89	3.0	#141 Mapping t	2	
0115.2M135311.40+3305374	480	12:17	13:53:11.4	+33:05:37	300	89	3.0	#141 Mapping t	2	
0116.COMP	10	12:26	13:53:11.4	+33:05:37	300	89	3.0	#141 Mapping t	2	
0117.2M140650.55+1857201	450	12:28	14:06:50.6	+18:57:20	300	89	3.0	#141 Mapping t	2	
0118.COMP	10	12:37	14:06:50.6	+18:57:20	300	89	3.0	#141 Mapping t	2	
0119.2M140700.61+1452527	660	12:40	14:07:00.6	+14:52:53	300	89	3.0	#141 Mapping t	2	
0120.COMP	10	12:52	14:07:00.6	+14:52:53	300	89	3.0	#141 Mapping t	2	
0121-0130.BIAS	0	13:04	14:07:00.6	+14:52:53	300	89	3.0	#6 AGN Monitor	2	
0131-0145.FLAT	7	13:10	14:07:00.6	+14:52:53	300	89	3.0	#6 AGN Monitor	2	
0146-0150.DARK	900	14:12	14:07:00.6	+14:52:53	300	89	3.0	#6 AGN Monitor	2	